

USA Archery

Club Handbook

2nd Edition



Where Olympic and Paralympic
Journeys Begin





Preface



USA Archery is pleased to offer this revised edition of the USA Archery Club Handbook. The following pages are designed to help guide Junior Olympic Archery Development, Collegiate Archery Program, and Adult Archery Program club administrators and instructors to succeed in their Club programs and events.

This revised edition is dedicated to the memory of George Helwig, Founder of the Junior Olympic Archery Development (JOAD) Program. His dedication to the sport of Archery and to the youth that enjoy this sport will not be forgotten.



USA Archery
4065 Sinton Road, Suite 110
Colorado Springs, CO 80907
Phone: 719.866.4576
Fax: 719.632.4733
Email: Clubs@usarchery.org
www.usarchery.org





Introduction

USA Archery Clubs provide an environment where participants of all ages, abilities and skill levels can enjoy the sport of archery recreationally, competitively or as a high performing athlete. USA Archery Clubs are a perfect fit for local parks and recreation departments, archery retailers, community based organizations, after school programs, colleges and universities that would like to provide long-term archery program opportunities.

USA Archery Clubs provide barebow, basic compound, recurve, compound and traditional archers the opportunity to receive basic to advanced instruction from certified USA Archery instructors and coaches on range safety, proper shooting technique and event preparation in an environment that also fosters focus, increased self-confidence, and team building skills.

Whether an archer's interest is purely recreational, or to compete in an Olympic, Paralympic or World Championship event, USA Archery Clubs are designed to help athletes pursue all that the sport of archery has to offer.

Headquartered in Colorado Springs, Colorado, USA Archery, formerly known as the National Archery Association, was formed in 1879 to foster and promote the sport of archery. The mission of USA Archery is to provide the necessary resources to foster strong athlete participation, competition and training in the sport of archery.



USA Archery is the national governing body for the Olympic sport of archery and is the organization recognized by the U.S. Olympic Committee for the purpose of selecting and training men's and women's teams to proudly represent the United States in Olympic Games, Paralympic Games and Pan American Games. USA Archery also selects teams annually for World Championships, World Cups and other international competitions.






Table of Contents

Preface	2	Scoring and Target Faces	40
Introduction	3	Achievement Award Program Scoring Charts	41
Chapter 1: USA Archery Club Information	5	USA Archery Virtual Tournament	42
Junior Olympic Archery Development Club	5	Club Schedules	42
Adult Archery Program Club	5	Chapter 8: Club Administrative Resources	43
Collegiate Archery Program Club	5	USA Archery Staff	43
Club Leadership	6	JOAD Committee	43
Club Culture	6	State Coordinators	43
Club Benefits	7	State Associations	43
Club Member Benefits	7	Chapter 9: High Performance Programs	44
Chapter 2: Club Administration	8	Junior Dream Team	45
How to Start a USA Archery Club	8	United States Archery Team	45
USA Archery Membership Fees	12	Resident Athlete Program	45
How to Select a Club to Join a Roster	13	International Competition	46
Club Fees and Financial Administration	14	Chapter 10: Events	47
Club Fee Collection	14	Tournament Types	47
Insurance Coverage	16	Registering Archers for Sanctioned Events	49
Chapter 3: Instructor and Coach Certification	17	Tournament Disciplines	49
Certification Requirements	17	Tournament Classes and Divisions	49
Additional Certification Requirements	19	USA Archery National Event Formats	51
Range Pass	21	Double Scoring	62
Chapter 4: Range Set-Up	22	Elimination Competition	62
Range Diagrams and Distances	23	Practicing for the Elimination Round (ER)	63
Chapter 5: Equipment and Instructor Resources	27	Sample Scorecards	63
Selecting Equipment For a Beginner Archery Program	27	Hosting a Sanctioned Event	65
Equipment Regulations	28	Event Membership Requirements	67
Equipment Purchase and Repair	28	USA Archery Judges	68
Chapter 6: Club Grants	29	Event Etiquette	69
USA Archery Club Grants	29	Equipment Inspection	70
Easton Foundations Grants	31	Chapter 11: Adapted Archery	71
Chapter 7: Programming Options and Club Schedules	32	Chapter 12: Club Resources	72
Explore Archery	32	Acknowledgements	73
JOAD and Adult Achievement Award Program	36		



Chapter 1: USA Archery Club Information



Junior Olympic Archery Development Club

Junior Olympic Archery Development (JOAD) is a program of USA Archery for youth ages 8-20 years conducted in a Club setting. Participants in the JOAD program can enjoy the sport recreationally or progress to the excitement of competition. The JOAD program offers barebow, basic compound, recurve, and compound archers the opportunity to learn range safety and proper shooting technique in an environment that also fosters increased self-confidence and team-building skills. The JOAD program also provides an achievement award program to reward archers for scoring achievements.

Adult Archery Program Club

The Adult Archery Program is a program of USA Archery for adults ages 21 years and older conducted in a Club setting. Participants in the Adult Archery program can enjoy the sport recreationally or progress to the excitement of competition. Similar to JOAD, the Adult Archery Program offers barebow, basic compound, recurve, compound, and traditional archers the opportunity to learn range safety and proper shooting technique in an environment that also offers opportunities for stress release, socialization, and fun. The Adult Archery Program also provides an achievement award program to reward archers for scoring achievements and is a great program option for those seeking a lifetime or family sport.



Collegiate Archery Program Club

The Collegiate Archery Program is a program of USA Archery for youth and adults enrolled in a college or university. Eligible participants in the Collegiate Archery program can enjoy the sport recreationally or actively prepare for collegiate archery program division events. The Collegiate Archery Program offers barebow, recurve, compound, and bowhunter divisions. The Collegiate Archery Program also provides both the JOAD and Adult Achievement award program to reward recurve, compound, barebow and basic compound archers for scoring accomplishments and permits archers to earn All-Region, All-American and All-American Academic Team honors.





Chapter 1: USA Archery Club Information



Club Leadership

USA Archery clubs are led by USA Archery Level 2 Archery Instructors or higher-level certified coaches, and can be operated by multi-sport or community based organizations, park and recreation departments, retail shops, archery training facilities, colleges, universities or any program provider who would like to offer long-term archery program opportunities.

Club Culture

Archery is a sport that can be enjoyed by people of all ages, skill levels, and abilities. Because of this unique trait, USA Archery Club membership is often composed of participants of diverse ages and skill sets. Additionally, it is common for Clubs to co-host both a JOAD and Adult Archery Programs permitting families to participate in the same Club.

In addition to developing fundamental skills, USA Archery club participants have the opportunity to make new friends, build self-confidence, compete together and learn team-building skills.





Chapter 1: USA Archery Club Information

Club Benefits

USA Archery provides resources and benefits to help make your club successful.

USA Archery Clubs receive many benefits including:

- Access to USA Archery Program Curriculum and Achievement Awards
- Eligible to participate in the USA Archery Virtual Tournament
- Eligible to sanction USA Archery events
- Online listing on the USA Archery Club Locator
- Club Insurance Coverage
- Eligible for Equipment Grants
- Eligible to use USA Archery logos and marketing materials

Club Member Benefits

Members of USA Archery Clubs have the ability to:

- Enjoy the sport recreationally or progress through the competitive ranks
- Learn valuable life skills that will help to build character and develop life-long friendships
- Receive instruction on the sport of archery from USA Archery certified instructors and coaches
- Receive step-by-step instruction on how to measure progress and achieve goals
- Earn recognition and tangible awards through the JOAD and Adult Archery Achievement Programs
- Participate in local, state, and national competitions



Chapter 2: Club Administration



How to Start a USA Archery Club

Starting a USA Archery JOAD, Collegiate, or Adult Archery Program Club is made easy by following the guidelines below:

Step 1: Identify an Instructor or Coach to Lead Your Club

USA Archery requires all clubs to designate at minimum one current certified Level 2 Instructor, or higher, USA Archery instructor or coach to lead the club (USA Archery membership required). **For more information on USA Archery instructor and coach certification please see Chapter 3, page 17.**

Step 2: Select an Archery Range

The Club will need to select a facility where the Club can meet and practice. The facility you select should be large enough to accommodate the number of anticipated club members as well as achievement award and competition distances. In addition it will be necessary for the facility to be available for use at the times you plan to hold Club meetings and events. Please see Chapter 4, page 22 for more information on Archery Range Selection and Set-Up.

Step 3: Purchase Equipment for the Club

It will be necessary to purchase at minimum a basic archery equipment kit for use or rental by Club members. Please see Chapter 5, page 27 for more information on equipment and Chapter 6, page 29 for more information on Grant opportunities.

Chapter 2: Club Administration

Step 4: Register the Club with USA Archery

Once you have identified an instructor or coach, selected a suitable facility, and have purchased equipment, you can register the club with USA Archery.

The cost to register a club with USA Archery for one year is \$90. A \$90 annual renewal fee will be required. JOAD and Adult Clubs can upgrade to offer both programs for an additional \$20 annually.

Club Membership Requirements

- To register as a current Club with USA Archery, there must be a minimum of three archers and one Club Administrator and at minimum one certified USA Archery Level 2 Archery Instructor or Coach.
- During the Registration process the Club will need to designate a Club Administrator and USA Archery certified Level 2 or higher Instructor or Coach.
 - » **Club Administrator** – The Club Administrator is responsible for adhering to the Club Terms and Conditions, processes program registrations, places materials and awards orders, submits tournament sanction applications and processes club renewals. The Club Administrator has the authority to select the Club Instructor or Coach. However, the Club Administrator is not required to be the Club Instructor or Coach. Club Administrators should apply for a USA Archery Range Pass if they are not a certified Level 2, or higher, instructor/coach.
 - » **Club Instructor or Coach** – The Club Instructor or Coach is responsible for program implementation and provides beginner, intermediate, and advanced archery instruction and may oversee the distribution of program awards. The Club Instructor or Coach is not required (but permitted) to be the Club Administrator, but is required to be a Level 2, or higher, instructor or coach with a USA Archery membership.



Chapter 2: Club Administration

Step 5: Build Your Club Roster

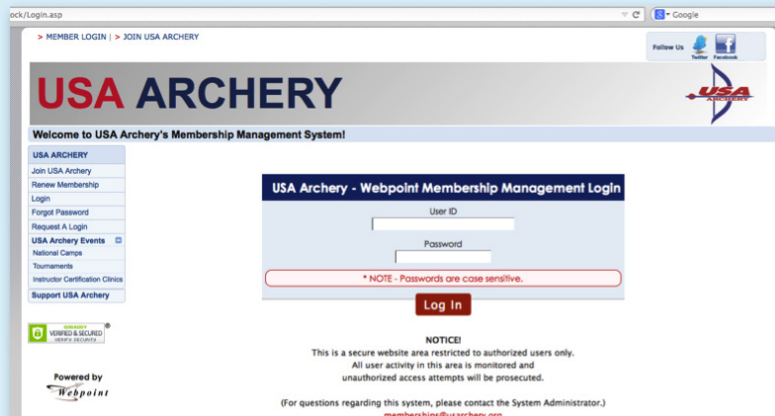
The Club roster is a listing of all the participants in the club who have a current membership with both the Club and USA Archery. USA Archery will reference the Club roster when the Club Administrator purchases achievement awards, registers participants for the USA Archery Virtual Tournament and/or other USA Archery Sanctioned events.

Non-Members - Participants may visit your club for a try-archery event, instruction or class lasting 3 days or less. In this instance, membership is not required, however all non-members should be required to sign a non-member participant waiver.

Please see below for instructions on how to login to your club membership account and manage your roster.

Club Login

- Login to your membership account with your USA Archery User ID and Password by visiting www.usarchery.org and clicking on Member Login.



View and Update Your Club Profile


- To view your club's profile, click My Club in the Club Administration Section
- By clicking on Club Profile you will be able to change your club's contact information, head coach, and more.



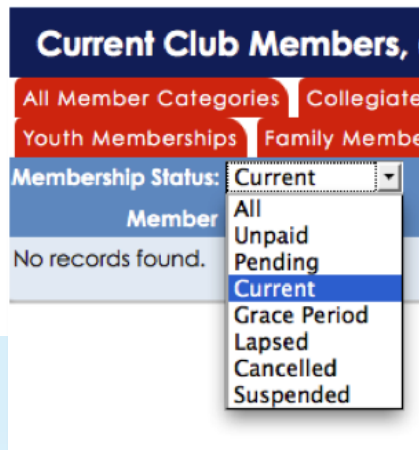
Chapter 2: Club Administration

Manage Your Club Roster

- By clicking on Club Members you will be able to view your club's roster. The club's roster is comprised of USA Archery members that have selected your club as their main club affiliate.
- You may choose to view your roster by "All Membership Types" by clicking the tab below or you may choose to view members by membership type: Youth, Adult, Recreational etc. by simply clicking on that specific membership tab.



- You may also choose to view members by Membership Status (Current, Lapsed, etc.) by choosing from the drop-down menu shown below:



Send Individual and Group Email Communications to Your Club Members

- By clicking on the icon below within the Club Members section, you can send a group email to your club's members:



- By clicking the icon next to an individual's contact information, you can send an individual email to each club member:





USA Archery Membership Fees

The following USA Archery individual and family membership options are available:

- Recreational Membership-\$15/yr.
 - » The Recreational Membership is designed for an archer who wants to participate in USA Archery club activities, but may be new to the program and not yet ready to participate in the Achievement Award Program or compete at an event. Recreational memberships are NOT valid for ANY sanctioned tournament or the Achievement Award Program.
- Youth Membership- \$35/yr., Collegiate Membership- \$40/yr., Adult Membership- \$50/yr., Adult-Partner Association (NFAA/ASA Members and USA Archery Certified Instructors/Coaches Only)- \$35/yr., or Family Membership- \$80/yr.
 - » Archers who would like to participate in the JOAD or Adult Achievement Award Program, or register for sanctioned events will be required to purchase one of the above membership options. A Youth Membership option for current NFAA members is also available for \$10.

Please visit the [USA Archery Membership webpage](#) to view USA Archery membership benefits.



Chapter 2: Club Administration

How to Select a Club to Join a Roster

Members of USA Archery may select a JOAD, Collegiate, or Adult Archery Club to be affiliated with by logging into their account on the USA Archery Membership Services system. When a participant selects a Club they are automatically added to the Club roster. The Club leader should frequently check the club roster to make sure all participants are accounted for and to ensure the roster is current. To select a club the participant should follow these simple instructions:

New USA Archery Members

- If you are new to USA Archery, Join USA Archery by visiting www.usarchery.org and click on Join Now, choose your Membership Type, and click Continue. Fill out your membership information:

- When you select your State, a drop-down list will appear for clubs in that state and you will be able to select your USA Archery club affiliation:

Existing USA Archery Members

- If you are a current member of USA Archery, but have not yet selected a Club to be affiliated with:
 - Login to your USA Archery Member account with your User ID and Password and click on Select/Transfer Club to select your USA Archery Club affiliation:



Chapter 2: Club Administration



Club Fees and Financial Administration

Clubs have the freedom to set their own fee structure. When deciding how to set the individual participant club fee you should consider any expenses the club will incur as a result of the program(s). The individual participant club fee can be structured quarterly or annually to include all club activities, or you may charge participants a set club fee plus require additional payments for other items or services such as equipment rental, private coaching or event registration. The following is a list of items to consider when setting the individual participant club fee:

- Instructor or Coach Fees
- Club Equipment and/or Equipment Rental
- Achievement Award Program Merchandise Fees
- USA Archery Virtual Tournament Fees
- Range Rental Fees
- Club Uniforms

Club Fee Collection

The club administrator should establish standards and protocol for how fees and fundraising dollars will be managed. The following administration and accounting suggestions can assist the club administrator:

- Run the club like a business
- Establish a bank account for the Club
- Pay for materials and supplies by Club check or Club bank card
- Do NOT commingle personal and club money and equipment
- Make realistic budgets and cash flow analysis
- Hire an accountant to do your Club books and taxes
- Keep good records
- Retain non-member participant waivers for 24 months
(make everyone sign)
- Maintain good communication with members





Chapter 2: Club Administration



Business Affiliation

501 c(3) non-profit status is not a requirement to begin a USA Archery Club, however clubs who obtain and maintain a 501c(3) status will be eligible for additional grant opportunities (See Chapter 6, Page 29).

Fundraising

Fundraising is a great way for Clubs to secure donations for club activities, equipment and tournament travel and can be incredibly successful with the assistance of parents and/or volunteers. Potential ways to fundraise include:

- Organize a Try-Archery Event
- Organize and Sanction a Local Tournament
- Product Sales
- Host a Community Dinner
- Request Donations from Local Businesses





Insurance Coverage

USA Archery's insurance benefits provide important coverage to individual, club and state association members. Though archery is one of the safest sports, insurance coverage provides important peace of mind that allows you to concentrate on what you do best - competing, coaching, hosting competitions, or serving the needs of archers in your community! For more information on insurance coverage, please refer to the USA Archery Club Insurance information link in the Club Resources section, page 72.





Chapter 3: Instructor and Coach Certification

Archery instructors and coaches are the foundation of USA Archery's grassroots programs. Obtaining an archery instructor or coach certification not only provides you with valuable knowledge and hands-on skills, but also boosts the marketing value and credibility of your program. The USA Archery Instructor and Coach Certification Program is recognized by [USA Archery](http://www.usarchery.org), the [National Field Archery Association \(NFAA\)](http://www.nfaa.org) and the [Archery Shooters Association \(ASA\)](http://www.archeryshooters.org).

Certification Requirements

USA Archery requires that all clubs have at least one current certified Level 2, or higher, lead instructor or coach assigned to the club (USA Archery Membership Required).

How to Assign an Instructor or Coach

To assign a head coach to the club, the club administrator should login to their membership account by visiting www.usarchery.org and clicking Member Login.

Step 1: Click on My Club




Step 2: Click on Club Profile



Step 3: Begin typing the name of the Level 2, or higher, Instructor/Coach and his or her name will appear in the field.

Step 4: Click Update Club





Chapter 3: Instructor and Coach Certification

Properly certified instructors ensure that archery will continue to maintain the excellent safety record that the sport has enjoyed for many years and ensure athletes receive instruction from a knowledgeable archery instructor or coach who can help archers to progress along the athlete development pipeline.



Upon completion of a USA Archery Level 2 Certification Course, instructors will have learned valuable skills including, but not limited to:

- Equipment and Accessories
- Outfitting an Archer to Equipment and Accessories
- Bow Tuning and Equipment Repair
- The National Training System Steps of -Shooting – Recurve and Compound
- Coaching Techniques
- Creating an Athlete Training Program and Lesson Plans

USA Archery Level 2 instructors are also eligible to teach the USA Archery Level 1 Instructor Certification course making them a valuable asset to any Club.

Locate a Course or Instructor

USA Archery offers instructor and coach certification courses for Level 1 through Level 5 National Training System (NTS). For information on how to become a certified instructor or to locate a course near you, please visit the Coaching section of the USA Archery website.

[Coach Locator](#)

[Course Locator](#)





Chapter 3: Instructor and Coach Certification

Additional Certification Requirements

In addition to completing a certification course, USA Archery Level 2 through Level 5-NTS instructors and coaches will be required to obtain a membership to USA Archery and successfully complete a background screen through the company designated by USA Archery, and take SafeSport training.

Background Screening

USA Archery has taken important steps to ensure the highest level of safety within our programs for the participants and also for you, who make the programs a success. One of these steps is the implementation of a standardized approach to background screening for our coaches and volunteer leaders through SSCI.

SSCI's comprehensive Preferred Screening Program utilizes both National and Local records search and a simple "Red Light/Green Light" clearance report issued in accordance with Recommended Guidelines(R) published by the [National Council of Youth Sports](#). This is part of a national movement towards the standardization of safety programs for youth-serving organizations in this country. USA Archery has worked with SSCI to ensure that this process is convenient, secure and confidential.



SafeSport



SafeSport, founded by the United States Olympic Committee (USOC), serves to address misconduct in sport by providing information, training and resources to parents, clubs, coaches and athletes to help recognize, reduce and respond to misconduct in sport.

There are three key components of SafeSport:

1. Recognize: Learn about the different types of misconduct in sport.
2. Reduce: Develop a strategy to ensure athlete well being.
3. Respond: Know how to take action before there's a problem.

USA Archery encourages all instructors, coaches, parents, volunteers and athletes to take the free 90-minute online SafeSport training. To learn more about the SafeSport program and to access additional resources, please visit: www.usarchery.org. All instructors are encouraged to make the SafeSport commitment, which can be completed online at www.SafeSport.org.





Chapter 3: Instructor and Coach Certification

Insurance Coverage for Instructors and Coaches

Current USA Archery Level 2 through Level 5-NTS instructors and coaches, who are members of USA Archery receive coach liability insurance coverage through USA Archery.

USA Archery offers two types of liability insurance to instructors and coaches:

1) General Liability Insurance

Current USA Archery certified Level 2 and higher instructors and coaches are covered for activities while acting in their capacity as member Coaches of USA Archery during USA Archery member club activities and USA Archery sanctioned tournaments.

Current USA Archery certified Level 1 Instructors can acquire general liability insurance coverage by obtaining a Range Pass with a Recreational Membership (Temporary Membership excluded).

Current USA Archery certified Level 2 and higher Instructors and Coaches who are members of the NFAA or ASA for purposes of meeting the membership requirement of the USA Archery instructor or coach certification program and who coach in USA Archery clubs may obtain a Recreational Membership to a) satisfy the requirement of having a USA Archery membership b) receive general liability insurance coverage for their coaching activities.

2) Instructor and Coach Liability Insurance

This coverage extends to coaching activities conducted outside a USA Archery Club or event. Coverage is limited to coaches and instructors who have been certified by USA Archery as a current Level 2 Instructor, or higher, but only while participating in coaching and instructional training in USA Archery sport disciplines including Outdoor Target, Indoor Target, Field Archery, 3D Archery.

Current USA Archery certified Level 1 Instructors would be eligible for coverage by obtaining a Range Pass. Please note that Temporary and Recreational Membership options are excluded from the Range Pass membership requirement.

Current USA Archery certified Level 2 and higher Instructors and Coaches who are members of the NFAA or ASA for purposes of meeting the membership requirement of the USA Archery instructor or coach certification program and who coach in USA Archery clubs must obtain a USA Archery membership to receive this coverage (please refer to the Adult Partner Association Membership Option)

If the coach/instructor owns the premises or facilities, or if they are contractually responsible for the property on a 24-hour basis according to the terms of their lease, then they will need to purchase general liability insurance beyond the coverage provided through USA Archery to assure full liability coverage for the facility.





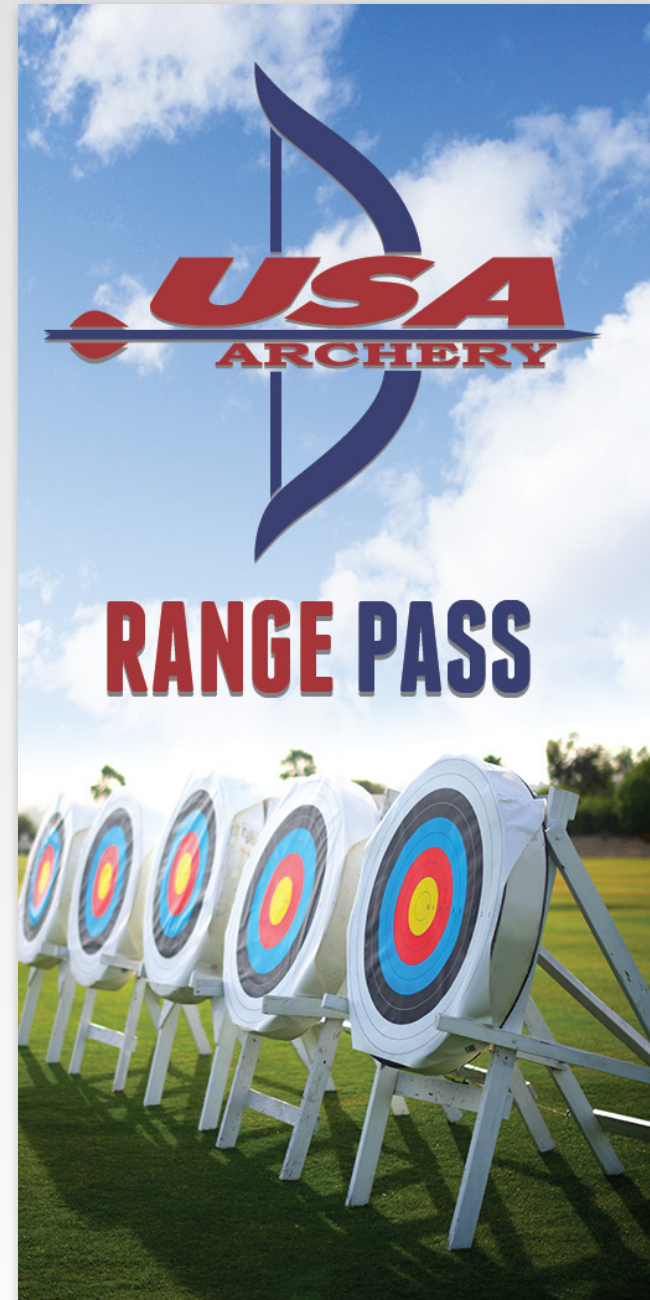
Chapter 3: Instructor and Coach Certification

Range Pass

A Range Pass is an additional set of requirements (Background Screen, SafeSport Training, USA Archery Membership) for any club employee, volunteer, coach, judge or member who has routine access to minors within a USA Archery or Club event or activity.

Please note USA Archery Level 1 instructors that will have routine access to minors within a USA Archery or Club event or activity are required to obtain a Range Pass.

Level 2 and higher instructors and coaches do not need to apply for a Range Pass, however if these instructors or coaches are members of the NFAA or ASA, they will need to obtain a USA Archery membership if they are coaching in a USA Archery club (see Insurance Coverage for Instructors and Coaches above for more detail).



Chapter 4: Range Set-Up



USA Archery Clubs require a safe archery range to shoot on. Basic archery ranges can be safely set up in a variety of indoor and outdoor spaces.

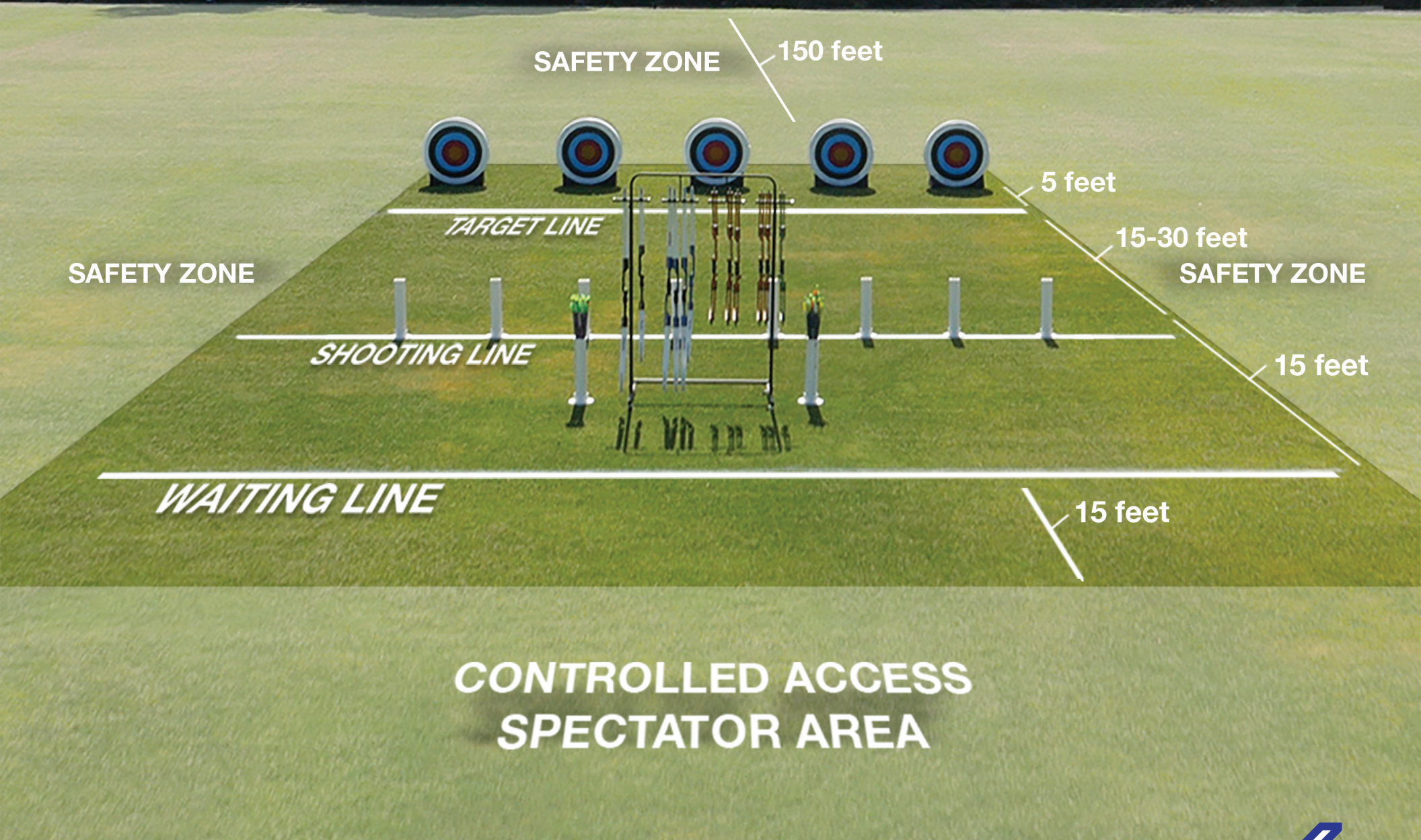
Indoor and outdoor ranges are easily constructed. Whether you're using a gymnasium, multi-purpose space, large open space, tennis court, baseball field, basketball court, or soccer field, you can provide a safe archery range for try-archery events, Explore Archery, Club Achievement Shoots and/or events.

Use the standard indoor and outdoor range diagrams provided to ensure your range is set up safely. Although the distance between the shooting line and targets will vary by program and event, all range lines and safety zones should remain clearly marked.

Please refer to your certification materials for step-by-step range set up instructions.



Outdoor Range Layout: Wide Open Space





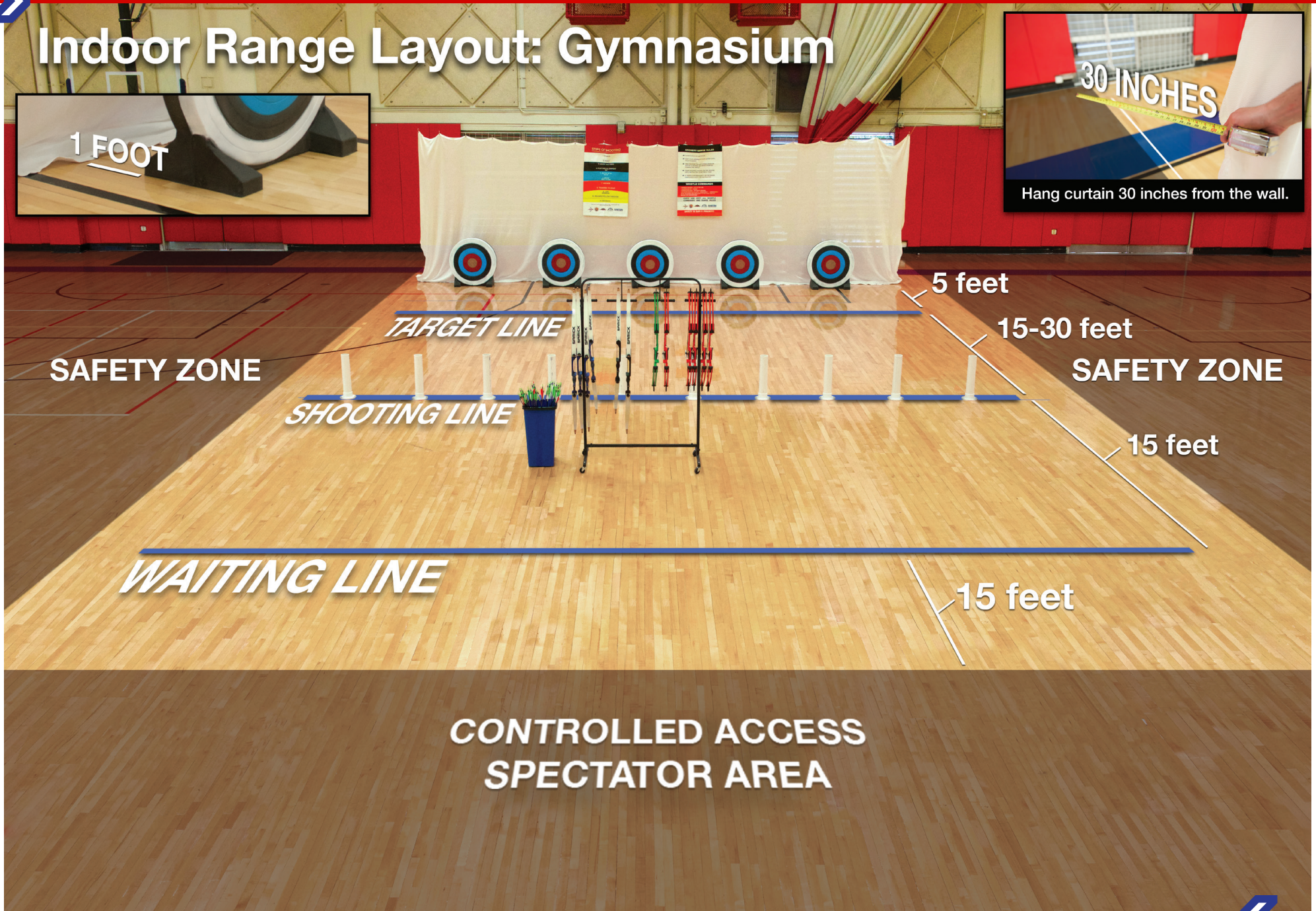
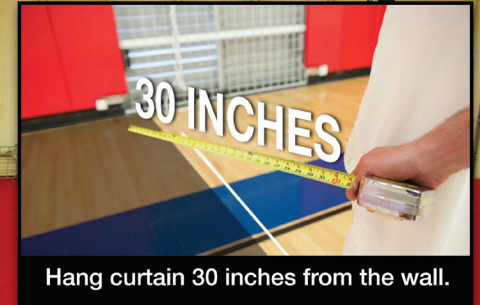
Outdoor Range Layout: With Berm





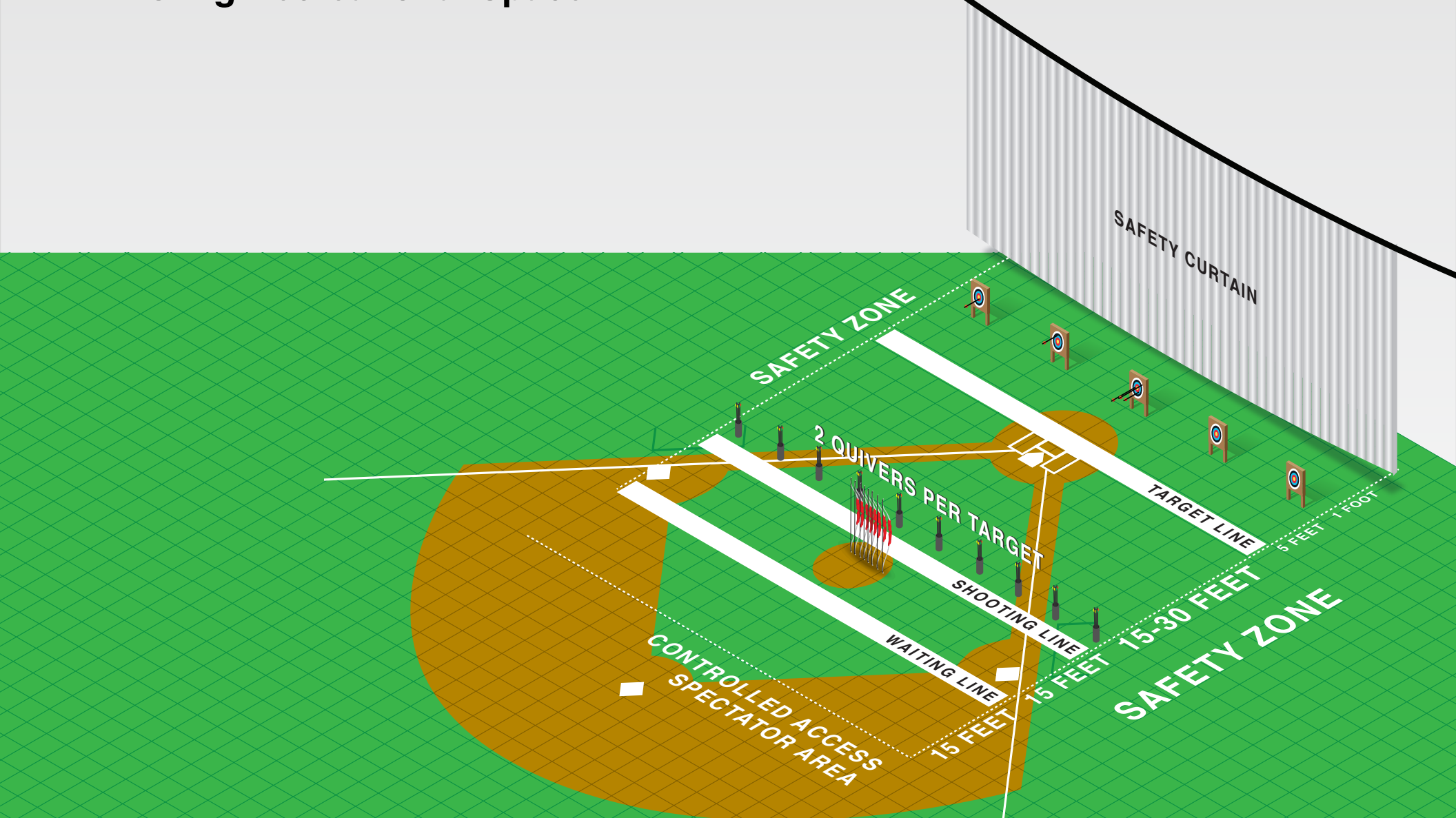
Chapter 4: Range Set-Up

Indoor Range Layout: Gymnasium



Chapter 4: Range Set-Up

Outdoor Range Layout: Existing Recreational Space



Chapter 5: Equipment and Instructor Resources

At minimum, a standard archery equipment kit is necessary to start a USA Archery club. USA Archery clubs welcome basic compound, barebow, recurve, compound and traditional bows.

Selecting Equipment For a Beginner Archery Program

The recommended basic archery equipment for a class size of 20 students is:

- Ten Basic Compound and/or Recurve Bows
 - » Eight Right-Handed
 - » Two Left-Handed
- 60-30" Arrows
- Five Targets
- Ten Ground Quivers
- One Safety Curtain
- One Bow Rack
- Five 80cm World Archery Multi Colored Target Faces
- One Repair Kit
- 20 Arm Guards
- 20 Finger Tabs
- 20 Chest Protectors (optional)





Chapter 5: Equipment and Instructor Resources

STEPS OF SHOOTING

1. STANCE
2. NOCK
3. HOOK AND GRIP
4. POSTURE/ALIGNMENT
*SET
5. RAISE BOW
*SET-UP
6. DRAW
*TO LOAD
7. ANCHOR
8. TRANSFER TO HOLD
9. AIM
*EXPAND/AIM
10. RELEASE/FOLLOW THROUGH
11. FEEDBACK

*These terms coincide with the more advanced steps of shooting taught in the National Training System (NTS).

a program of in partnership with

ARCHERY RANGE RULES

- ALWAYS WALK ON THE RANGE
- KEEP YOUR ARROWS IN YOUR QUIVER UNTIL TOLD TO SHOOT
- ONLY RELEASE THE BOW STRING WHEN AN ARROW IS NOCKED AND SAFELY POINTED TOWARD THE TARGET
- LEAVE DROPPED ARROWS ON THE GROUND UNTIL INSTRUCTED TO RETRIEVE THEM
- IF THERE IS AN EMERGENCY ON THE RANGE IMMEDIATELY ALERT THE INSTRUCTOR

WHISTLE COMMANDS

WHISTLE BLASTS = GO TO THE LINE
 WHISTLE BLAST = SHOOT
 WHISTLE BLASTS = RETRIEVE ARROWS
 OR MORE WHISTLE BLASTS = EMERGENCY — IMMEDIATELY STOP SHOOTING, RETURN BOWS TO THE RACK AND GO BEHIND THE WAITING LINE

KNOW AND OBEY ALL WHISTLE COMMANDS AND RANGE RULES

SAFETY IS OUR #1 PRIORITY!



Local archery retailers are a great resource for equipment, maintenance and repair, and overall general information. To find a local archery retailer, visit www.archery360.com under the “Find Archery Shops” tab and enter your zip code.

Equipment Regulations

USA Archery club programs follow World Archery equipment rules and regulations for sanctioned events. Equipment regulations are listed in the World Archery Rulebook. It is recommended that coaches and athletes be aware of these regulations and check the website regularly for changes.

Basic Compound: Please refer to the link titled **Equipment Specifications** in the **Club Resources** section of this handbook on page 72, for more information on the definition of a basic compound bow.

Please refer to the World Archery Rulebook for the definition of the Barebow, Recurve and Compound divisions.

Equipment Purchase and Repair

Equipment Kits and Instructor Resources

Equipment Kits and individual items to build-your-own equipment kit as well as instructor resources can be purchased from USA Archery. Instructor resources such as the steps of shooting and range rules poster are intended assist instructors with both individual and group instruction.

Please visit www.usarchery.org and click on Shop to view instructor resources and individual equipment and kit options.

Individual Equipment Purchases

Archers who progress through USA Archery Club programs will at some point want to upgrade or purchase their own equipment. Please refer to your instructor certification materials for complete equipment basics and how best to fit archers to equipment. However, it is best to refer archers to a local archery retailer for bow, arrow and accessory selection, fitting and tuning.





Chapter 6: Club Grants

USA Archery Club Grants

Ann Hoyt & Jim Easton JOAD Grant

The Ann Hoyt/Jim Easton JOAD Grant is made possible by archery legend, Ann Hoyt and current supporter of youth archery, Jim Easton. Through contributions from the Ann Hoyt Legacy Fund, JOAD clubs can request funds for items such as target butts, stands, archery equipment, general supplies, and coaching certifications.



EASTON FOUNDATIONS





Chapter 6: Club Grants

JOAD Grant Application Process

To apply for a JOAD grant the first step is to complete the JOAD Grant Application and to provide all required supporting application documents. The JOAD Grant Application can be found on the Club Equipment and Grant page of the USA Archery website.

USA Archery JOAD Clubs who are awarded funding must wait two full grant cycles before submitting another application.

JOAD Grant Application Deadlines

USA Archery accepts grant applications year-round. The USA Archery club grant webpage will have the most up-to-date application deadlines. Applications submitted after the grant application deadline will not be considered until the following grant period.

USA Archery Collegiate Archery Program Grant

Through contributions from the Easton Sports Development Foundation, USA Archery provides grants to Collegiate Archery Program Clubs. Clubs can request funds for items such as athlete and coach travel, target butts, stands, archery equipment, general supplies, and coaching certifications to support club, athlete and coach development.

Collegiate Archery Program Grant Application Process

To apply for a Collegiate Archery Program grant, the first step is to complete the Collegiate Archery Program grant application and provide all required information. The Collegiate Archery Program grant application can be found on the Club Equipment and Grant page of the USA Archery website.

Collegiate Archery Program Grant Application Deadlines

Please visit the Club Equipment and Grant page of the USA Archery website for the most up-to-date Collegiate Archery Program grant submission information.



Chapter 6: Club Grants

EASTON FOUNDATIONS



Easton Foundations Grants

Each year the Easton Sports Development Foundation awards grants for equipment and range development, which benefit archery and/or bow hunting. Grant requests of less than \$25,000 from qualified 501(c) 3 organizations may be eligible to receive funding. Grants that exceed \$25,000 or applicants that are not qualified 501(c) 3 organizations may also receive funding.

Grant Eligibility

The Easton Sports Development Foundation will only issue grants to IRS Qualified 501(c) (3) organizations or an accredited K-12 school, college, university or government entity.

The foundation may make grants to organizations and projects that support the following goals and objectives:

- Develop competitive Olympic archery efforts that create a clear path for skilled young archers to reach the goal of being an Olympic champion.
- Support programs that develop improved skills as archers progress through Explore Archery, JOAD, middle and high schools, colleges, and the USA National Olympic Team training programs.
- Develop and support archery programs that introduce target shooting and/or other forms of archery to all people including youth, senior, and disabled archers.
- Support the growth of all types of archery competition.
- Promote the building and refurbishing of ranges open to the public to make them attractive and accessible to all archers.
- Support bowhunting education, promotion, and habitat development and protection programs.

Grant Application Deadline

Easton Foundations accepts grant applications year-round.



Chapter 7: Programming Options and Club Schedules



USA Archery provides a variety of program options for Clubs and instructors to utilize to develop lesson plans for try-archery events, classes and camps. Whether your goal is to teach group instruction to beginner archers or to prepare athletes for competitive events USA Archery programs can assist.

Explore Archery



Explore Archery is an innovative education program focused on introducing beginners of all ages and abilities to the lifelong sport of archery. This program gives archery instructors all the tools needed to create a successful short-term archery program and includes lesson plans for:



TRY ARCHERY EVENTS

1 DAY CAMP

1 WEEK CAMP

6 WEEK CLASS

BIRTHDAY PARTIES

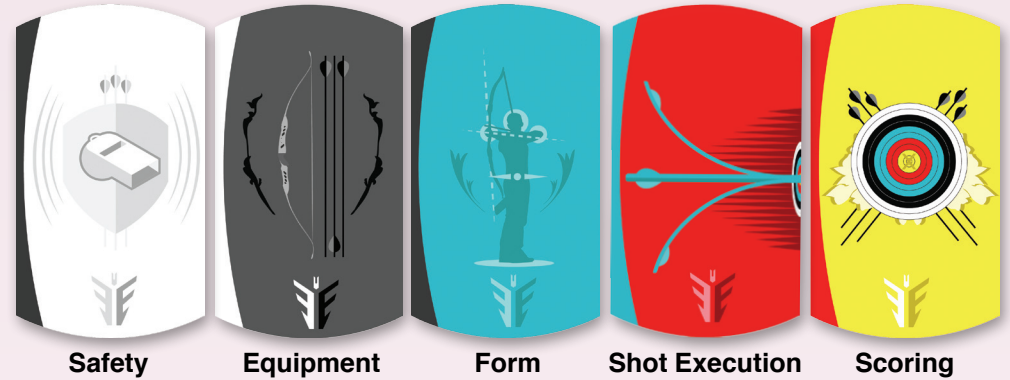




Chapter 7: Programming Options and Club Schedules


The Awards

There are five achievement awards that can be earned in Explore Archery. Each award represents a new skill learned!



Purchase Explore Archery and Awards

To purchase the Explore Archery Instructor Guide or Awards you must have a current Explore Archery Program registered with USA Archery.



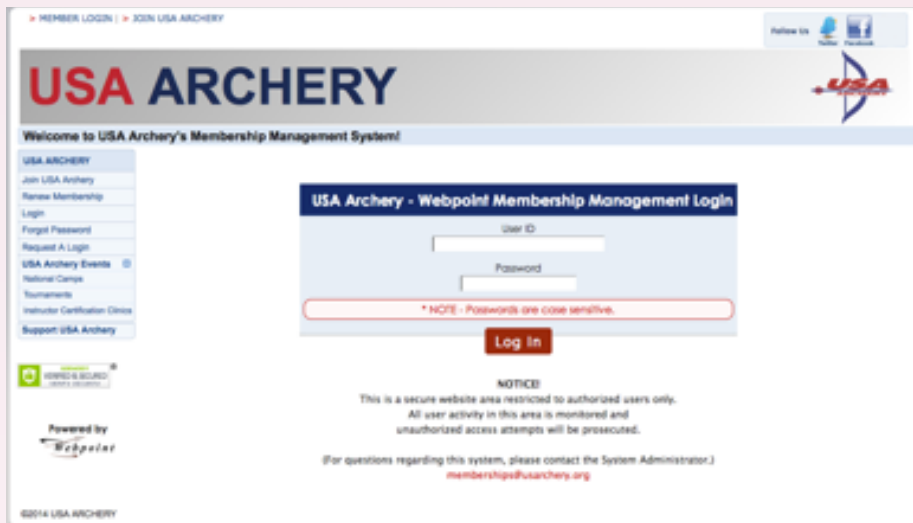


Chapter 7: Programming Options and Club Schedules

Explore Archery Program Registration

USA Archery Clubs can register as an Explore Archery program for free (annual renewal required). Please login to your Club membership account to register for the Explore Archery program following these simple steps:

- **Step 1:** The Club Administrator will login to their membership account with his/her USA archery User ID and Password by visiting www.usarchery.org and clicking on Member Login



- **Step 2:** Click My Club/Program



- **Step 3:** Click Explore Archery



- **Step 4:** Complete the Registration Process





Chapter 7: Programming Options and Club Schedules

Membership Requirements

A USA Archery Recreational membership is required for any participant who attends an **Explore Archery** program within a USA Archery club that lasts longer than 3 days, as required in the Club Terms and Conditions Agreement.





Chapter 7: Programming Options and Club Schedules

JOAD and Adult Achievement Award Program

The **JOAD** and **Adult Archery Programs** each have an Achievement Program that is designed to motivate and challenge archers to develop their archery skills. Collegiate Archery Program club members (with the correct membership type) may also participate in these programs. The program provides archers shooting both indoor and outdoor in the divisions of barebow, basic compound, recurve and compound the opportunity to progress through different scoring levels at their own pace. **If an award level has more than one distance or target size, the club leader will choose where to have the archer positioned and what target face he or she will use based on skill level/experience of that archer. At the Bronze, Silver and Gold pin levels archers are required to shoot in their age class.**

Through our system of rewarding excellence, archers have the opportunity to earn achievement awards for their scores. Earning awards becomes progressively more challenging as the archer's skill level increases.

Program Participation Requirements

Any archer who is a member of a club and a member of USA Archery (to exclude a Temporary Member and/or a Recreational Member) may participate in the achievement award program. **Archers must have a current USA: Adult, Youth, Collegiate, Family, or Lifetime membership option to participate in the Achievement Award Program.**





Chapter 7: Programming Options and Club Schedules

Achievement Award Star Pins

Both youth and adults can earn Star Pins for scoring achievements. Each Star Pin is a different color, and each has a successive number of stars on it to represent the increasing challenge in earning that particular award pin. In order to allow the greatest flexibility in terms of indoors/outdoors, and equipment type, each pin can be earned in a variety of ways.



Olympian Awards

JOAD archers can earn advanced levels of recognition with the Olympian Award Levels- Bronze, Silver and Gold. An archer reaching these levels is honored with special recognition from the USA Archery Office to include the Bronze, Silver or Gold pins. For more information on Olympian Awards and to access the Application form, visit the Achievement program section of the USA Archery website.

Purchase Achievement Awards and Lanyards

Star Pins, Lanyards and the 6-Gold Pin are available for purchase in USA Archery's Online Shop. Sale of achievement awards will be limited to USA Archery clubs with current Club membership and complete Club rosters.



Achievement Lanyards

Archers can display their Star Pins on lanyards designed for their archery specialty. Each lanyard holds all Star pins as well as the optional 6-Gold pin.



6-Gold Pin

In addition to Star Pins, JOAD, Collegiate and Adult archers can earn the official "6-Gold" pin when they shoot six 10's in a row - either in a single 6 arrow end, or in two consecutive 3-arrow ends.

Adult Bronze, Silver and Gold Pin Awards

Adult archers can earn advanced levels of recognition with the Award Levels - Bronze, Silver and Gold. An archer reaching these levels is honored with special recognition from the USA Archery Office to include the Bronze, Silver or Gold pins. For more information on these Awards and to access the Application form, visit the Adult Archery Program section of the USA Archery website.





Chapter 7: Programming Options and Club Schedules

JOAD Olympian Award Merchandise

- Bronze Olympian Backpack
- Silver Olympian Jacket
- Gold Olympian Belt Buckle

In addition to a letter from USA Archery CEO- Denise Parker, certificate of achievement and Bronze, Silver or Gold pin, archers who earn scores at the Olympian Award levels will also receive USA Archery JOAD Olympian Award merchandise.





Chapter 7: Programming Options and Club Schedules

Where and When Achievement Awards Can Be Earned

Achievement Awards can be earned at USA Archery sanctioned tournaments (if the distance and target face matches the intended achievement award requirements), non-sanctioned tournaments and leagues, as well as at designated practices or qualification rounds if the club rules allow. There must still be tournament like conditions that follow Club rules. Tournament-like conditions generally means with whistles, timing and official score keeping.

A qualification round requires a minimum of three archers and one adult leader, instructor or coach. Some clubs allow qualification rounds at all practices, but most have designated qualification (or achievement award) tournaments – for example, the first practice of each month.

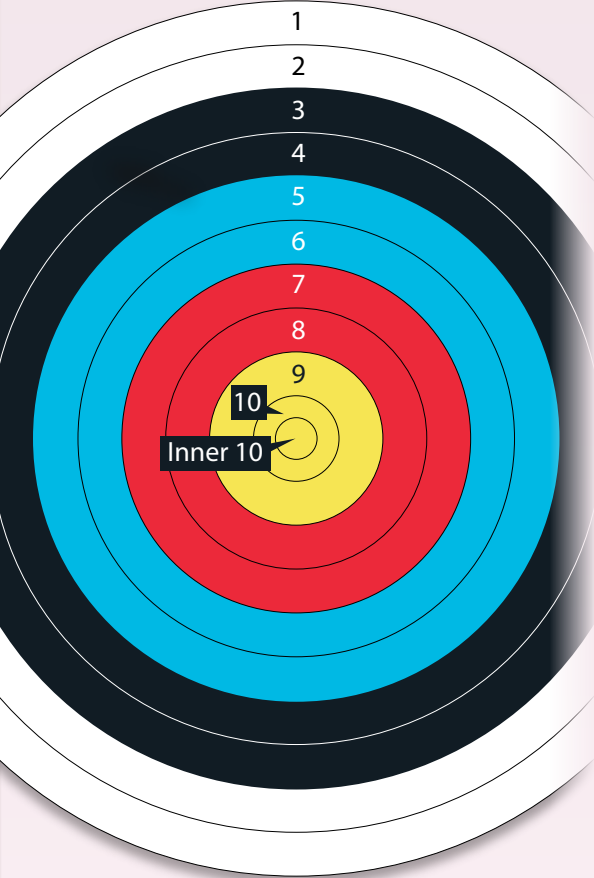
Achievement Award Progression

To progress through the achievement program, the archer must earn each pin level in consecutive order, starting with the Green Star pin. For example, an archer must earn the white star pin before the black star pin. In other words, the archer must shoot each pin individually, as a separate scoring session. While an archer can certainly score two separate scoring rounds in one night and earn two pins on the same date if they like, they need to earn each pin successively, and in separate scoring rounds (30 arrow for indoor, 36 arrow for outdoor).





Chapter 7: Programming Options and Club Schedules



If an arrow comes to rest **on** a line of a target, then the arrow is counted on the higher ring. Inner 10-ring scoring is used during Indoor Compound rounds (see Chapter 10) and means only those arrows that land in the inner 10-ring are counted as 10's, the outer 10-ring is ignored and arrows in this area are counted as 9's.

Scoring and Target Faces

Target Faces

All achievement award rounds will be scored on a World Archery Multi-Colored Target Face. Please refer to the Club Resources section of this handbook for links to the scoring matrices to see which distance and target face is required for each pin level.

Scoring

When scoring for achievement awards, three archers will double score (see Chapter 10) the round with a club leader, instructor or coach present. Qualifying scores for Achievement Awards may also be achieved in USA Archery tournaments. In the Indoor round, both the first and second 30 scoring arrows may be used as separate qualifying scores.

Indoor Qualification Round Distances

The Indoor qualification rounds for the JOAD program provide levels (up to White Star) at 9 meters for archers who are not yet able to reach 18 meters. An archer may pass those levels at either distance, but if passed at 9 meters the archer does not need to repeat that level at 18 meters. There is no age requirement for either distance for JOAD Qualification Rounds, but archers who complete a qualification at 18 meters should continue to shoot at 18 meters. The Adult program uses a consistent distance of 18 meters.

Outdoor Qualification Round Distances

The Outdoor qualification rounds provide archers the option to shoot at progressively more increasing distances based on bow type. The JOAD program begins at a distance of 15 meters and ends at 70 meters. The Adult program begins at 30 meters and ends at 70 meters.

Program Records

The Club is responsible for keeping records of the archer's progress through the Achievement Award Program and for following the verification process for archers achieving the Bronze, Silver and Gold Olympian Awards.





Chapter 7: Programming Options and Club Schedules

Achievement Award Program Scoring Charts

Please reference the JOAD and Adult Archery Program Achievement Award Scoring Charts for detailed information on how to earn Star Pins and Olympian Awards:

[Indoor JOAD Achievement Award Chart](#)

[Outdoor JOAD Achievement Award Chart](#)

[Indoor Adult Archery Program Achievement Award Chart](#)

[Outdoor Adult Archery Program Achievement Award Chart](#)





Chapter 7: Programming Options and Club Schedules

USA Archery Virtual Tournament

Traditionally one of the most fun and least expensive tournaments of the year, the USA Archery Virtual Tournament Series offers new and experienced youth and adult archers the opportunity to participate in a national competition without ever leaving their home archery range, and at a very low cost.

All archers participating in the Virtual Tournament series must be a member of either a current JOAD, Collegiate or Adult Archery Program club. This club must be affiliated with USA Archery and have current membership status. Archers must have at least a Recreational Membership to participate in the tournament.

Archers in all USA Archery club types are encouraged to participate. For a small additional fee, archers may also combine their scores to enter the exciting team competition.

Through these events, archers of all ages and experience levels are able to experience the fun and excitement of a national tournament, see where they would rank in a national competition, and learn valuable team building and goal-setting skills.

Please refer to the link title USA Archery Virtual Tournament Information in the Club Resources section, page 72, for more detailed information on tournament rules and how to register.



Club Schedules

Club schedules are typically determined by participant demand and the availability of the instructor(s), range access and the type of program or event you plan to conduct. Short-term programs such as Explore Archery can be conducted in one hour, one day, one-week or over the course of 6-weeks. Long-term programs such as the Club Achievement program can be conducted in 8 to 12 week sessions. However, it is common for clubs to offer year-round programs for serious participants. Award recognition nights for achievement awards can be scheduled weekly, quarterly or as needed.





Chapter 8: Club Administrative Resources

USA Archery Staff

Whether you are thinking about establishing a new USA Archery Club or managing a current Club, USA Archery staff is available to answer any questions you may have. You may contact USA Archery at 719-866-4576 or by email at clubs@usarchery.org for assistance.

In addition to USA Archery staff, additional resources are available to assist you both locally and nationally including:

JOAD Committee

Individuals on the JOAD Committee serve as committee members as well as regional program coordinators for the North, West, South, and East regions, and are a valuable resource to clubs. JOAD Committee members are elected to two-year terms and are appointed by region. JOAD Committee Contact information is available on the USA Archery website.

Collegiate Archery Program Committee

Individuals on the Collegiate Archery Program Committee serve as committee members as well as regional program coordinators for the North, West, South, and East regions. Collegiate Archery Program Committee members are elected to two-year terms and are appointed by region. Collegiate Committee contact information is available on the USA Archery website.

State Coordinators

State Coordinators serve as a resource to Clubs in their state, and relay information to and from their state's clubs to the JOAD Committee and USA Archery staff. In addition, state coordinators may hold meetings with Club leaders regarding the State Indoor and Outdoor events. USA Archery State Associations usually select the State Coordinator, but if there is not a State Association, the State Coordinator can be appointed by USA Archery.

State Associations

One of the primary responsibilities of a USA Archery State Association is to coordinate and promote the Club indoor and outdoor state championship events. In addition, State Associations actively promote USA Archery Programs and Clubs and are responsible to appointing the JOAD State Coordinator. A listing of USA Archery State Associations and contact information for State Coordinators may be found on USA Archery's website.





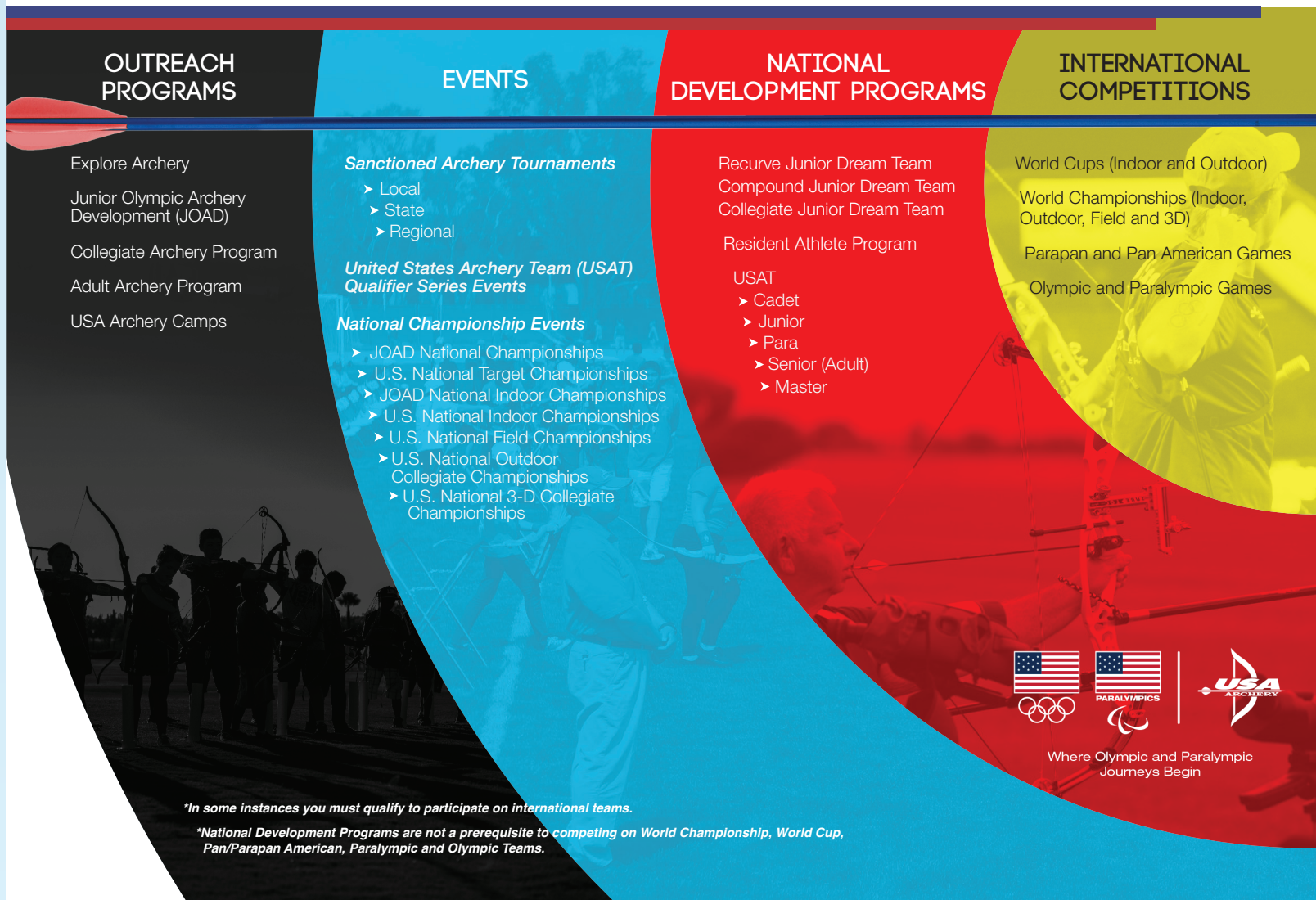
Chapter 9: High Performance Programs

USA Archery high performance programs serve athletes who would like to take their skill sets to the next level and advance through the athlete development pipeline.

USA ARCHERY

ATHLETE DEVELOPMENT PIPELINE

for more information
visit www.usarchery.org





Chapter 9: High Performance Programs

Participants in USA Archery high performance programs often qualify for the United States Archery Team, participate in international events and achieve success. USA Archery offers the following high performance programs:



Junior Dream Team

The Junior Dream Team (JDT) is a program that was developed to bridge the gap between JOAD and the Resident Athlete program in an effort to fast-track those archers who show potential at an early age.

Selection is limited to archers between the ages of 12-18. The team travels to the Olympic Training Center in Chula Vista, CA once per quarter for an intensive weeklong training camp. Between training camps, JDT team coaches and archers continue to work together through the use of video and video conferencing via the internet.

At the end of each calendar year, a varying number of open positions become available for new qualified archers to fill. A Junior Dream Team Selection Camp will be held each year after the outdoor competition season (typically in November or December) to select primary and alternate archers to become members of the JDT. Alternates are used when additional openings become available beyond the initial selection process throughout the next calendar year.

The Junior Dream Team consists of both a recurve and a compound team. For more information on this program, including minimum qualifications and applications, please visit the [USA Archery website](https://www.usaarchery.org).

United States Archery Team

The U.S. Archery Team (USAT), established in 1982, consists of the top male and female recurve, compound and barebow archers in the country. Masters, Senior, Para, Junior and Cadet archers are represented on the United States Archery Teams.

Resident Athlete Program

The Resident Athlete Program is located at the Olympic Training Center in Chula Vista, California and provides recurve archers the opportunity to dedicate themselves and train full time for the Olympic Games. The Resident Athletes (RA's) train together in a team environment 6 days a week under the guidance of National Head Coach, Coach Kisik Lee.

The Resident Athlete Program provides accommodation and meals, sports therapy, sports psychology, and a host of other athlete services. In addition to what the Olympic Training Center offers, we also fund some of the cost to national competitions, and our sponsors provide much of the equipment used by the Resident Athletes.

For more information on the Resident Athlete Program including program criteria and application form please visit the [USA Archery website](https://www.usaarchery.org).





Chapter 9: High Performance Programs

International Competition

Select members of USA Archery who have finished in the top positions during trials procedures will represent the United States in the Olympics, Paralympics, World Cup, World Championships and other international events.





Chapter 10: Events

Whether a club is planning to host an event or prepare athletes for competition it is important for club leaders, instructors and coaches to familiarize themselves with the USA Archery event types, procedures and rules. Events are held at many different levels including: club, state, regional, national, and international.

Tournament Types

Local Tournaments

Local tournaments can be held for the club's members only and can be a fun way to raise money, increase club spirit and for archers to learn the basic rules of competition and scoring. Clubs may also host local tournaments to provide an opportunity for multiple clubs to compete against each other and provide archers the opportunity to meet new friends and prepare for more advanced levels of competition.

Regional Tournaments

Regional Outdoor Collegiate Championships will be held in each of the five collegiate regions: East, North, South-East, South-Central, and West. Collegiate Archery Program Clubs in each region will host and sanction these events. At the conclusion of each event, Collegiate Archery Program All-Region Team Awards will be given to archers who have earned a spot on the team in their respective region. These events are a great way to meet other collegiate archers in your region and prepare for the U.S. National Outdoor Collegiate Championships.

State Tournaments

The State Coordinator, in coordination with the USA Archery State Association, schedules state tournaments. Only one State Indoor, one State Outdoor Field and one State Outdoor Target Archery tournament can be awarded within each state per calendar year. In the event a State does not have an appointed USA Archery State Association or State Coordinator a Club may contact USA Archery to apply for a sanction to host a State Tournament.





Chapter 10: Events

National Tournaments

United States Archery Team Qualifying Events

Each year, there are usually four United States Archery Team (USAT) qualifying events held across the country for archers competing in recurve, compound and barebow divisions. Please visit the USA Archery event schedule at www.usarchery.org for event dates and locations.

An archer must compete in a minimum of three USAT qualifying events and the U.S. National Target Championships to be eligible to make the United States Archery Team.

The United States Archery Team will consist of the following as defined in the USAT Selection Procedures Document (see Club Resources, page 72):

- Masters USAT
 - » The final top five ranked Masters archers, per class and division
- Senior USAT
 - » The final top eight ranked Senior archers, per class and division
- Junior USAT
 - » The final top five ranked Junior archers, per class and division
- Cadet USAT
 - » The final top five ranked Junior archers, per class and division
- Para USAT
 - » The final top eight ranked Para archers for Open Recurve Men, Open Recurve Women, Open Compound Men, Open Compound Women, and the final top eight W1 Compound Men and Women combined

The final rankings will be based on the final National Ranking System update which will occur after all USAT Qualifier Series Events, World Cup, World Cup Finals, World Championships, and Olympic Games competition have concluded in a calendar year.

Indoor National Championships

The JOAD National Indoor Championships are held in the same location as the U.S. National Indoor Championships. A biannual bid process determines the locations of these events. The scores of archers from all regions are combined to determine the national champions.

Outdoor National Championships

The JOAD National Outdoor, U.S. National Outdoor Collegiate Championships, U.S. National 3D Collegiate Championships, National Field Championships and U.S. National Target Championship events are held once per year and are coordinated by USA Archery.





Registering Archers for Sanctioned Events

Many archers in USA Archery clubs progress to competition. It is best for archers new to competition to start with local tournaments, graduating to state tournaments, and finally competing in national tournaments. The following basic information will assist club leaders and instructors to register an archer for a tournament.

Tournament Disciplines

USA Archery conducts tournament rounds for Indoor and Outdoor Target Archery, Field Archery, Traditional Archery, Flight, Clout and Collegiate 3D Archery.

Tournament Classes and Divisions

Most events include separate classes for male and female archers, as well as divisions for Barebow, Recurve, Compound, Para, and Bowhunter (Collegiate Archery Program Division only). The divisions offered may vary by event.

The following are USA Archery Tournament Classes:

- Master — Archers may compete as a Master starting in the year of their 50th birthday.
- Senior — Athletes in the year of their 21st birthday, and older, will compete in the senior class.
- Junior — Athletes may compete in the junior class up to and through the year of their 20th birthday.
- Cadet — Athletes may compete in the cadet class up to and through the year of their 17th birthday.
- Cub — Athletes may compete in the cub class up to and through the year of their 14th birthday.
- Bowman — Athletes may compete in the bowman class up to and through the year of their 12th birthday.
- Yeoman – This class is for young beginning archers. This class is for youths up to and through the year of their 9th birthday. This class is not offered at National Tournaments and is optional at other tournaments.





Chapter 10: Events

- Para Classes – There are four classes in Paralympic Archery with divisions for men and women. Sometimes two divisions may be combined. The divisions are based on physical classifications. Athletes have to be officially classified before they shoot internationally.

A physical therapist or other medical professional will determine the classification. Para classes include:

- » Visually Impaired (V.I.)
- » W1
- » Compound Open
- » Recurve Open

For more information please visit: http://www.paralympic.org/release/Summer_Sports/Archery/About_the_sport/Rules/index.html

For more information on equipment specifications and rules within each class, reference the World Archery Rulebook, Book 3 Chapter 21.

The category an archer will register to compete in at an event is comprised of their class and division. For example an archer who is a Junior Female who shoots a compound bow will compete in the Compound Junior Female category.

In addition, youth members may shoot in their actual age class or shoot up to the Senior class for any event. There are no restrictions on competing in more than one age class during the course of a year. However, archers may only compete in one age class for each event. Adults in the Masters class may shoot down to the Senior class for any event. There are no restrictions on competing in more than one age class during the course of a year. However, archers can only complete in one age class for each event.



Chapter 10: Events

USA Archery National Event Formats

The charts below outline the rounds currently shot at USA Archery National Championship Events.

- Unless otherwise noted, all Indoor Recurve rounds use outer 10-ring scoring.
- Unless otherwise noted, all Indoor Compound Rounds use inner 10-ring scoring.
- All Outdoor rounds use outer 10-ring scoring.
- “National Rounds” are not eligible for World Record Claims.

Indoor Events

U.S. National Indoor Championships

Division: Men & Women	Distance	Target	Round Name	Arrow Per End	Number of Ends	Number of Rounds
Recurve: Senior, Junior, Cadet, Cub, Bowman; Master; Para Recurve Open, Collegiate	18m	40cm	18m Round	3	20	2
Barebow: Senior, Junior, Cadet, Cub, Bowman, Master, Collegiate	18m	40cm	National Indoor	3	20	2
Compound: Senior, Junior, Cadet, Cub, Bowman; Master; Collegiate; Para Compound Open; Para W1	18m	40cm	18m Round	3	20	2
Bowhunter (College ONLY)	18m	40cm*	National Indoor	3	20	2
Traditional: Traditional Longbow, Modern Longbow, Traditional Recurve	18m	40cm	National Indoor	3	20	2

Event Information

The winner of the National Indoor Championships is the archer with the highest cumulative score from each category.

***Outer 10-Ring Scoring**



Chapter 10: Events

JOAD National Indoor Championships

Division: Men & Women	Distance	Target	Round Name	Arrows Per End	Number of Ends	Number of Rounds
Recurve: Junior, Cadet	18m	40cm	18m	3	20	1
Recurve: Cub, Bowman	18m	60cm	National JOAD Indoor	3	20	1
Barebow: Junior, Cadet	18m	40cm	National JOAD Indoor	3	20	1
Barebow: Cub, Bowman	18m	60cm	National JOAD Indoor	3	20	1
Compound: Junior, Cadet	18m	40cm	National JOAD Indoor	3	20	1
Compound: Cub, Bowman	18m	40cm	National JOAD Indoor	3	20	1

Event Information

The winner of the JOAD Indoor Championships is the archer with the highest cumulative score from each category.

Outdoor Events

U.S. National Target Championships

Division: Men & Women	Distance	Target	Round Name	Arrows Per End	Number of Ends	Number of Rounds
Recurve Senior	70m	122cm	70m Round	6	12	2
Recurve Master	60m	122cm	60m Round	6	12	2
Para Recurve Open	70m	122cm	70m Round	6	12	2
Barebow Senior	50m	122cm	National Barebow Round	6	12	2
Barebow Master	50m	122cm	National Barebow Round	6	12	2
Compound Senior	50m	80cm - 6 ring	Compound 50m Round	6	12	2
Compound Master	50m	80cm - 6 ring	Compound 50m Round	6	12	2
Para Compound Open	50m	80cm - 6 ring	Compound 50m Round	6	12	2
Para W1 Compound/Recurve	50m	80cm - 6 ring	Compound 50m Round	6	12	2
Para Visually Impaired (VI) Compound /Recurve	30m	80cm Full Size	VI 30m Round	6	12	2

Event Information

The winner of National Target Championships is the archer with highest cumulative score from each category. The two rounds from the National Target Championships serves as the qualification for the U.S. Open. The top 64 archers in each division, or combined divisions, will be ranked for elimination rounds in the U.S. Open.



Chapter 10: Events

U.S. National Target Championships - Team Rounds

Division: Men & Women	Distance	Target	Round Name	Arrows Per Set / End	Number of Sets / Ends	Number of Rounds	Event Information
Recurve: Men's & Women's 3-Member teams.	70m	122cm	Recurve 70m Round - Teams	2 Arrows / Archer	Best of 4	Until Eliminated	Sixteen teams will compete in head-to-head match play. The team with the highest score per set earns 2 points. If there is a tie set score, each team gets 1 point. The first team to 5 set points wins the match. If teams are tied after 4 sets, a shoot-off will take place. Each archer on the team will shoot 1 arrow. The team with the highest shoot-off score wins the match. If the shoot off score is tied, the team with the arrow closest to center wins the match.
Compound: Men's and Women's 3-Member teams.	50m	80cm - 6 ring	Compound 50 Round - Teams	2 Arrows / Archer	4	Until Eliminated	Sixteen teams will compete in head-to-head match play during this event. The team with the highest cumulative score after 4 ends wins the match. If teams are tied after 4 ends, a shoot-off will take place. Each archer on the team will shoot 1 arrow. The team with the highest shoot-off score wins the match. If the shoot-off score is tied, the team with the arrow closest to center wins the match.
Barebow: Men's and Women's 3-Member teams.	50m	122cm	National Barebow Round - Teams	2 Arrows / Archer	Best of 4	Until Eliminated	Sixteen teams will compete in head-to-head match play. The team with the highest score per set earns 2 points. If there is a tie set score, each team gets 1 point. The first team to 5 set points wins the match. If teams are tied after 4 sets, a single arrow shoot-off will take place. Each archer on the team will shoot 1 arrow. The team with the highest shoot-off score wins the match. If the shoot-off score is tied, the team with the arrow closest to center wins the match.

Men's & women's Recurve, Compound and Barebow teams are each composed of 3 members. Each team member must have shot the qualification round.

If there are not 4 teams registered for the team round in a division, competition in that division will not take place.





Chapter 10: Events

U.S. Open

Division: Men & Women	Distance	Target	Round Name	Arrows Per Set / End	Number of Sets / Ends	Number of Rounds	Event Information
Recurve Combined Divisions: Senior, Guest Senior, Para Recurve Open, Guest Para Recurve Open	70m	122cm	Olympic Round	3	Best of 5	Until Eliminated	Archers will compete in head-to-head match play during this event. The archer with the highest score per set earns 2 points. If there is a tie set score, each archer gets 1 point. The first archer to 6 set points wins the match. If archers are tied after 5 sets a single arrow shoot-off will take place. The archer with the arrow closest to center wins the match. If still tied, additional shoot-offs will take place until match is resolved.
Barebow Masters, Barebow Guest Masters	60m	122cm	Olympic Round	3	Best of 5	Until Eliminated	
Barebow Senior, Guest Barebow Senior, Barebow Master, Guest Barebow Master	50m	122cm	National Barebow Round	3	Best of 5	Until Eliminated	
Para VI Compound/Recurve, Guest Para VI Compound/Recurve	30m	80cm Full Size	VI Olympic Round	3	Best of 5	Until Eliminated	
Compound Combined Divisions: Senior, Guest Senior, Para Compound Open, Guest Para Compound Open, W1 Compound/Recurve, Guest W1 Compound/Recurve	50m	80cm - 6 ring	Compound Match Round	3	5	Until Eliminated	Archers will compete in head-to-head match play during this event. The archer with the highest cumulative score after 5 ends wins the match. If archers are tied, a single arrow shoot-off will take place. The archer with the arrow closest to center wins the match. If still tied, additional shoot-offs will take place until match is resolved.
Compound Masters, Compound Guest Masters	50m	80cm - 6 ring	Compound Match Round	3	5	Until Eliminated	





Chapter 10: Events

U.S. National Outdoor Collegiate Championships - Qualification Rounds

Division: Men & Women	Distance	Target	Round Name	Arrows Per End	Number of Ends	Number of Rounds
Recurve	70m	122cm	70m Round	6	12	2
Barebow	50m	122cm	National Barebow Round	6	12	2
Compound	50m	80cm 6 - ring	Compound 50m Round	6	12	2
Bowhunter	50m	80cm 6 - ring	National Collegiate Round	6	12	2

Event Information

During the qualification round, each archer in each division will be ranked for placement in the elimination rounds.

U.S. National Outdoor Collegiate Championships - Elimination Rounds

Division: Men & Women	Distance	Target	Round Name	Arrows Per End	Number of Ends	Number of Rounds	Event Information
Recurve	70m	122cm	Olympic Round	3	Best of 5	Until Eliminated	Archers will compete in head-to-head match play during this event. The archer with the highest score per set earns 2 points. If there is a tie set score, each archer gets 1 point. The first archer to 6 set points wins the match. If archers are tied after 5 sets a single arrow shoot-off will take place. The archer with the arrow closest to center wins the match. If still tied, additional shoot-offs will take place until match is resolved.
Barebow	50m	122cm	National Barebow Round	3	Best of 5	Until Eliminated	
Compound	50m	80cm 6 - ring	Compound Match Round	3	5	Until Eliminated	Archers will compete in head-to-head match play during this event. The archer with the highest cumulative score after 5 ends wins the match. If archers are tied, a single arrow shoot-off will take place. The archer with the arrow closest to center wins the match. If still tied, additional shoot-offs will take place until match is resolved.
Bowhunter	50m	80cm 6 - ring	National Collegiate Round	3	5	Until Eliminated	



Chapter 10: Events

U.S. National Outdoor Collegiate Championships - Team Rounds

Division: Men & Women	Distance	Target	Round Name	Arrows per Set / End	Number of Sets / Ends	Number of Rounds	Event Information
Recurve	70m	122cm	70m Round - Teams	2 Arrows / Archer	Best of 4	Until Eliminated	Teams will compete in head-to-head match play. The team with the highest score per set earns 2 points. If there is a tie set score, each team gets 1 point. The first team to 5 set points wins the match. If teams are tied after 4 sets, a shoot-off will take place. Each archer on the team will shoot 1 arrow. The team with the highest shoot-off score wins the match. If the shoot-off score is tied, the team with the arrow closest to center wins the match.
Barebow	50m	122cm	National Barebow Round - Teams	2 Arrows / Archer	Best of 4	Until Eliminated	Teams will compete in head-to-head match play. The team with the highest score per set earns 2 points. If there is a tie set score, each team gets 1 point. The first team to 5 set points wins the match. If teams are tied after 4 sets, a shoot-off will take place. Each archer on the team will shoot 1 arrow. The team with the highest shoot-off score wins the match. If the shoot-off score is tied, the team with the arrow closest to center wins the match.
Compound	50m	80cm 6 - ring	Compound Match Round - Teams	2 Arrows / Archer	4	Until Eliminated	Teams will compete in head-to-head match play during this event. The team with the highest cumulative score after 4 ends wins the match. If teams are tied after 4 ends, a shoot-off will take place. Each archer on the team will shoot 1 arrow. The team with the highest shoot-off score wins the match. If the shoot-off score is tied, the team with the arrow closest to center wins the match.
Bowhunter	50m	80cm 6 - ring	National Collegiate Round - Teams	2 Arrows / Archer	4	Until Eliminated	Teams will compete in head-to-head match play during this event. The team with the highest cumulative score after 4 ends wins the match. If teams are tied after 4 ends, a shoot-off will take place. Each archer on the team will shoot 1 arrow. The team with the highest shoot-off score wins the match. If the shoot-off score is tied, the team with the arrow closest to center wins the match.
							If there are not 4 teams registered for the team round in a division, competition in that division will not take place.

Men's & women's Recurve, Compound, Barebow and Bowhunter teams are each composed of 3 members. Each team member must have shot the qualification round.

Chapter 10: Events

U.S. National Outdoor Collegiate Championships - Mixed Team Rounds

Division: Men & Women	Distance	Target	Round Name	Arrows per Set / End	Number of Sets / Ends	Number of Rounds	Event Information
Recurve	70m	122cm	70 Round - Teams	2 Arrows / Archer	Best of 4	Until Eliminated	Teams will compete in head-to-head match play. The team with the highest score per set earns 2 points. If there is a tie set score, each team gets 1 point. The first team to 5 set points wins the match. If teams are tied after 4 sets, a shoot-off will take place. Each archer on the team will shoot 1 arrow. The team with the highest shoot-off score wins the match. If the shoot-off score is tied, the team with the arrow closest to center wins the match.
Barebow	50m	122cm	National Barebow Round - Teams	2 Arrows / Archer	Best of 4	Until Eliminated	Teams will compete in head-to-head match play. The team with the highest score per set earns 2 points. If there is a tie set score, each team gets 1 point. The first team to 5 set points wins the match. If teams are tied after 4 sets, a single arrow shoot-off will take place. Each archer on the team will shoot 1 arrow. The team with the highest shoot-off score wins the match. If the shoot-off score is tied, the team with the arrow closest to center wins the match.
Compound	50m	80cm 6 - ring	50m Compound Round - Teams	2 Arrows / Archer	4	Until Eliminated	Teams will compete in head-to-head match play during this event. The team with the highest cumulative score after 4 ends wins the match. If teams are tied after 4 ends, a shoot-off will take place. Each archer on the team will shoot 1 arrow. The team with the highest shoot-off score wins the match. If the shoot-off score is tied, the team with the arrow closest to center wins the match.
Bowhunter	50m	80cm 6 - ring	National Collegiate Round - Teams	2 Arrows / Archer	4	Until Eliminated	Teams will compete in head-to-head match play during this event. The team with the highest cumulative score after 4 ends wins the match. If teams are tied after 4 ends, a shoot-off will take place. Each archer on the team will shoot 1 arrow. The team with the highest shoot-off score wins the match. If the shoot-off score is tied, the team with the arrow closest to center wins the match.

Men's & women's Recurve, Compound, Barebow and Bowhunter Mixed teams are each composed of 2 members (1 male, 1 female).

Each team member must have shot the qualification round.

If there are not 4 teams registered for the team round in a division, competition in that division will not take place.



Chapter 10: Events

U.S. National 3D Collegiate Championships

Division	Maximum Distance	Number of Targets	Maximum Arrow Speed	Event Information
Men Compound	45 yds	20 known distance 20 unknown distance	290 fps	<p>This event will be conducted according to ASA Pro/Am rules of competition, however World Archery equipment rules will be followed.</p> <p>Bowhunter Division Rules: Compound Division of World Archery rules with the following exceptions: Sight: Any sight pin or ring that it used without the aid of magnification.</p> <p>Stabilizers: A front stabilizer or a system including quick releases, enhancers and/or weights may be used, but may not exceed twelve inches (12") in total length from the tip of the stabilizer (or system) to the point of attachment on the front of the riser provided by the manufacturer. A single rear stabilizer or a single counter balance weight system may be used, but may not extend more than six inches (6") (+/- 2 CM) in length in any direction as measured from the point of attachment on the riser (measurement can include V-bar and side bar mount blocks and or eye bolt).</p> <p>The USA Archery Dress Code Policy will be enforced.</p>
Women Compound	40 yds	20 known distance 20 unknown distance	290 fps	
Men Bowhunter	40 yds	20 known distance 20 unknown distance	290 fps	
Women Bowhunter	40 yds	20 known distance 20 unknown distance	290 fps	
Men Recurve	30 yds	40 known distance	280 fps	
Women Recurve	30 yds	40 known distance	280 fps	
Men Barebow	25 yds	40 known distance	280 fps	
Women Barebow	25 yds	40 known distance	280 fps	

Chapter 10: Events

Easton JOAD National Championships - Qualification Rounds

Division: Men & Women	Distance	Target	Round Name	Arrows Per End	Number of Ends	Number of Rounds	Event Information
Recurve Junior	70m	122cm	70m Round	6	12	2	The winner of JOAD Outdoor Qualifications is the archer with highest cumulative score from each category. The top 64 archers in each category will be ranked for JOAD elimination rounds.
Recurve Cadet	60m	122cm	60m Round	6	12	2	
Recurve Cub	50m	122cm	National JOAD Outdoor Round	6	12	2	
Recurve Bowman	30m	122cm	National JOAD Outdoor Round	6	12	2	
Barebow Junior	50m	122cm	National JOAD Outdoor Round	6	12	2	
Barebow Cadet	50m	122cm	National JOAD Outdoor Round	6	12	2	
Barebow Cub	30m	122cm	National JOAD Outdoor Round	6	12	2	
Barebow Bowman	30m	122cm	National JOAD Outdoor Round	6	12	2	
Compound Junior	50m	80cm - 6 Ring	Compound 50m Round	6	12	2	
Compound Cadet	50m	80cm - 6 Ring	Compound 50m Round	6	12	2	
Compound Cub	30m	80cm - 6 Ring	National JOAD Outdoor Round	6	12	2	
Compound Bowman	25m	80cm - 6 Ring	National JOAD Outdoor Round	6	12	2	

Chapter 10: Events

Easton JOAD National Championships - Elimination Rounds

Division: Men & Women	Distance	Target	Round Name	Arrows Per End	Number of Ends	Number of Rounds	Event Information
Recurve Junior	70m	122 cm	Olympic Round	3	Best of 5	Until Eliminated	Archers will compete in head-to-head match play during this event. The archer with the highest score per set earns 2 points. If there is a tie set score, each archer gets 1 point. The first archer to 6 set points wins the match. If archers are tied after 5 sets a single arrow shoot-off will take place. The archer with the arrow closest to center wins the match. If still tied, additional shoot-offs will take place.
Recurve Cadet	60m	122cm	Olympic Round	3	Best of 5	Until Eliminated	
Recurve Cub	50m	122cm	National JOAD Outdoor Round	3	Best of 5	Until Eliminated	
Recurve Bowman	30m	122cm	National JOAD Outdoor Round	3	Best of 5	Until Eliminated	
Barebow Junior	50m	122cm	National JOAD Outdoor Round	3	Best of 5	Until Eliminated	Archers will compete in head-to-head match play during this event. The archer with the highest score per set earns 2 points. If there is a tie set score, each archer gets 1 point. The first archer to 6 set points wins the match. If archers are tied after 5 sets a single arrow shoot-off will take place. The archer with the arrow closest to center wins the match. If still tied, additional shoot-offs will take place.
Barebow Cadet	50m	122cm	National JOAD Outdoor Round	3	Best of 5	Until Eliminated	
Barebow Cub	30m	122cm	National JOAD Outdoor Round	3	Best of 5	Until Eliminated	
Barebow Bowman	30m	122cm	National JOAD Outdoor Round	3	Best of 5	Until Eliminated	
Compound Junior	50m	80cm - 6 Ring	Compound Match Round	3	5	Until Eliminated	Archers will compete in head-to-head match play during this event. The archer with the highest cumulative score after 5 ends wins the match. If archers are tied, a single arrow shoot-off will take place. The archer with the arrow closest to center wins the match. If still tied, additional shoot-offs will take place.
Compound Cadet	50m	80cm - 6 Ring	Compound Match Round	3	5	Until Eliminated	
Compound Cub	30m	80cm - 6 Ring	National JOAD Outdoor Round	3	5	Until Eliminated	
Compound Bowman	25m	80cm - 6 Ring	National JOAD Outdoor Round	3	5	Until Eliminated	



Easton JOAD National Championships - Team Rounds

Division: Men & Women	Distance	Target	Round Name	Arrows Per End	Number of Ends	Number of Rounds	Event Information
Recurve Junior	70m	122cm	Olympic Round - Teams	2 Arrows/ Archer	Best of 4	Until Eliminated	Teams will compete in head-to-head match play. The team with the highest score per set earns 2 points. If there is a tie set score, each team gets 1 point. The first team to 5 set points wins the match. If teams are tied after 4 sets, a single arrow shoot-off will take place. Each archer on the team will shoot 1 arrow. The team with the highest shoot-off score wins the match. If the shoot-off score is tied, the team with the arrow closest to center wins the match.
Recurve Cadet	60m	122cm	Olympic Round - Teams	2 Arrows/ Archer	Best of 4	Until Eliminated	
Recurve Cub	50m	122cm	National Outdoor JOAD Round - Teams	2 Arrows/ Archer	Best of 4	Until Eliminated	
Recurve Bowman	30m	122cm	National Outdoor JOAD Round - Teams	2 Arrows/ Archer	Best of 4	Until Eliminated	
Barebow Junior	50m	122cm	National Outdoor JOAD Round - Teams	2 Arrows/ Archer	Best of 4	Until Eliminated	Teams will compete in head-to-head match play. The team with the highest score per set earns 2 points. If there is a tie set score, each team gets 1 point. The first team to 5 set points wins the match. If teams are tied after 4 sets, a single arrow shoot-off will take place. Each archer on the team will shoot 1 arrow. The team with the highest shoot-off score wins the match. If the shoot-off score is tied, the team with the arrow closest to center wins the match.
Barebow Cadet	50m	122cm	National Outdoor JOAD Round - Teams	2 Arrows/ Archer	Best of 4	Until Eliminated	
Barebow Cub	30m	122cm	National Outdoor JOAD Round - Teams	2 Arrows/ Archer	Best of 4	Until Eliminated	
Barebow Bowman	30m	122cm	National Outdoor JOAD Round - Teams	2 Arrows/ Archer	Best of 4	Until Eliminated	
Compound Junior	50m	80cm - 6 Ring	Compound 50m Round - Teams	2 Arrows/ Archer	4	Until Eliminated	Teams will compete in head-to-head match play during this event. The team with the highest cumulative score after 4 ends wins the match. If teams are tied after 4 ends, a shoot-off will take place. Each archer on the team will shoot 1 arrow. The team with the highest shoot-off score wins the match. If the shoot-off score is tied, the team with the arrow closest to center wins the match.
Compound Cadet	50m	80cm - 6 Ring	Compound 50m Round - Teams	2 Arrows/ Archer	4	Until Eliminated	
Compound Cub	30m	80cm - 6 Ring	National Outdoor JOAD Round - Teams	2 Arrows/ Archer	4	Until Eliminated	
Compound Bowman	25m	80cm - 6 Ring	National Outdoor JOAD Round - Teams	2 Arrows/ Archer	4	Until Eliminated	
Men's & Women's Recurve, Compound and Barebow teams are each composed of 3 members.							If there are not 4 teams registered for a division, competition in that division will not take place.





Chapter 10: Events

Double Scoring

Double scoring is used in USA Archery National Tournaments. It is recommended that double scoring also be used at local and state tournaments so all athletes know how it works. Double scoring means that an archer's score is verified and recorded at the target on two separate scorecards (or an electronic device in conjunction with a scorecard) by two score keepers, one of whom may be the archer. A third archer calls the value of the arrows from highest to lowest scoring arrows. If a scorekeeper writes an incorrect value for an arrow, all archers on the target must agree to the change of the arrow value and initial next to the change in arrow value.

During the calling of arrows, no part of the target including the target face, target butt, or target stand may be touched by anyone. Once the arrows have been called, all arrow holes must be marked before pulling arrows. All boxes for hits, tens, X's, and total score must be filled in before the scorecard is given to the tournament director.

Both scorecards must have the same totals in each box and should be signed by the archer and the scorekeeper. It is the scorekeepers' responsibility to complete the scorecard, and it is the archer's responsibility to check the addition on the scorecards and certify the correct score by signing both cards. In the case when electronic scoring is used, the second paper scorecard may be dispensed with. When electronic scoring is used, the paper scorecard is the "official" record of the score that was shot.

Elimination Competition

Elimination competition is the exciting head-to-head match shooting that takes place at the end of many tournament events. USA Archery has acknowledged that archers need to train for elimination rounds both locally and nationally to prepare for International and World competitions. Furthermore, athletes must complete Qualification Round(s) in order to participate in elimination rounds in a USA Archery sanctioned tournament. The JOAD National Outdoor Championships provide the opportunity and incentive to practice Elimination Round Shooting.

During an elimination round, archers shoot head-to-head matches. In the Compound Match archers will shoot 5 ends of 3 arrows per end using cumulative scoring.

In the Olympic Round (OR) Recurve and Barebow archers will use World Archery Set System scoring. Archers continue until they win the gold medal or until they are eliminated. The two archers, who do not win in the semi-final match, shoot again in the bronze medal match. For more details, the World Archery rulebook covers the rules governing the OR and the Compound Match Round.





Chapter 10: Events

Practicing for the Elimination Round (ER)

Club coaches may need to be creative in designing practice for elimination rounds. Many times there are just not enough archers to fill an ER of 8 archers. It is helpful to join with another club and have the archers shoot at their appropriate distance while competing with archers of different age groups. This often is quite evenly matched while making it more challenging for the archers at the greater distances. The less proficient archer can also be given a handicap or extra points. Another way to give archers competition is to hold a Round Robin, in which each archer competes against all other archers in their division. Rounds of six or eight archers usually work best. When an archer has no one to compete with, he or she can get scores from other ER round results, put them on a card and try to out shoot the archer arrow by arrow. Whenever possible, however, the best way to prepare for National and International events is to participate in tournaments, which include the ER.

Team Round Competition

The Team event is a stand-alone competition that takes place after the qualification round at various local, state, regional, national and international events. Participation in the qualification round at an event is a pre-requisite to participating in the team event. Teams are comprised of three archers; same gender and same bow division, or in the mixed team event, teams are comprised of two archers; 1 male and 1 female from same bow division. In either event, sixteen teams are seeded according to their positions as determined by their total score in the qualification round. Recurve Teams and Recurve Mixed Teams use Set-System scoring and Compound Teams and Compound Mixed Teams use Cumulative scoring to determine an overall winning team. Team Rounds are an important piece for all clubs to practice for multiple reasons:

Archers will participate in Team Rounds at U.S. Outdoor Nationals and Easton JOAD Nationals. Participation is mandatory for JOAD archers to be considered for the Grand National Champion Award.

Archers competing on the United States Archery Team will participate in Team Rounds during International, Olympic and World Championship Competition.

Please refer to the How to Compete link in the Club Resources section of this handbook, page 72, for more information on National Competition Rounds.

Sample Scorecards

Club administrators can access the following sample scorecards on the USA Archery website:

- 2 x 72 Arrow Round
- 72 Arrow Round
- 1440 Round-6 Arrow Ends
- 1440 Round-old format
- Compound Match-Cumulative Score
- Olympic Round (Recurve)-Set System
- Team Round Match Eliminations
- Indoor Rounds

Please refer to the Club Resources section of this handbook to see where this information is located.





Chapter 10: Events

USA Archery Event Schedule and Online Registration

USA Archery posts a real-time schedule of all USA Archery Sanctioned events.

Coach Credentials

Coaches who attend United States Archery Team (USAT) Qualifier Series events will be required to obtain a coaching credential in order to remain with the archer at the event. A coaching credential can be purchased online as part of event registration.





Chapter 10: Events

Hosting a Sanctioned Event

A current USA Archery Club may host or bid to host a club, state, regional, or national tournament. In order to host a tournament the Club Administrator must submit a request to sanction the event with USA Archery.

The Purpose of an Event Sanction

An event sanction designates an event as a qualifying tournament and ensures the Club will receive insurance coverage for the event. Scores achieved at these events will be recognized as qualifying scores needed for participation in specified events, such as qualification to national and international teams and for funding purposes.

In order to be sanctioned as a qualifying event, the event must have at least three participants and must follow World Archery rules. USA Archery reserves the right to refuse scores shot at events that do not comply with these regulations. The tournament sanction application and fee must be received and processed by USA Archery prior to the event.

USA Archery recommends clubs use the classes and rounds that are used at USA Archery National events when submitting an event sanction in order to best prepare archers to advance through the athlete development pipeline.

When to Sanction an Event

Competitions that are held outside of a general club activity must be sanctioned with USA Archery to receive insurance coverage through USA Archery's insurance program.

Outside of general club activity is defined as a club holding competitions within the US with open registration (meaning individuals are allowed to participate who are not members of the club hosting the event). A club activity is defined as any activity within a 24-hour period that is planned, hosted and supervised by the member club for members or direct membership recruitment.

New participants will be required to obtain a USA Archery Membership after they attend a maximum of three USA Archery club activities. Any individual participating beyond these guidelines, or if the event is not planned and organized for members only, will not be covered under the individual member or club member insurance program.



Chapter 10: Events

STAR FITA Tournament Sanctions

Hosting a Star FITA tournament means World records can be attained by qualified archers. The host club must hold current USA Archery club membership or State Association status and the tournament must be conducted in accordance with World Archery Federation (WA) Rules and Regulations. For more information on STAR FITA events please visit the [USA Archery website](https://www.usaarchery.org).

Tournament Sanction Fees

The cost to host a USA Archery Sanctioned event is \$20.
The cost to host a STAR FITA Sanctioned event is \$70.

Sanction Application forms may be completed online by USA Archery club administrators or emailed, faxed, or mailed by USA Archery State Associations and club administrators.

World Archery Performance Award Program

World Archery offers the STAR FITA pin program to Cadet, Junior, Senior and Master members of USA Archery. Members who earn qualifying scores in STAR FITA sanctioned events can apply to USA Archery for World Archery Performance Award pins.

World Archery Americas MICA Awards

Each year USA Archery participates in the Multi-Sites Indoor Championships of the Americas (MICA), a mail-in tournament for World Archery Americas federation members. Participants' first round scores from the U.S Indoor Championships are submitted by USA Archery to compete against archers in other World Archery Americas member countries. Winners will be provided an award from World Archery.





Chapter 10: Events

Event Membership Requirements

USA Archery membership is required for participation in all sanctioned events.

Current members of the National Field Archery Association (NFAA) must obtain a Temporary Membership for each USA Archery sanctioned event in which they participate or a Youth Membership (NFAA Members Only). For NFAA Adult members only, the Temporary Membership fee will be waived.

It is recommended that all tournament organizers require participants to bring a copy of their USA Archery membership card to each event for verification.





Chapter 10: Events

USA Archery Judges

Under the guidance USA Archery's Officials and Rules Committee, USA Archery judges work to ensure fairness and integrity on the field of play at all times by enforcing competition regulations. **USA Archery Sanctioned events are required to have certified USA Archery judges present.**

Selecting a Judge

For information on finding a list of judges who can officiate at your tournament, becoming a judge, or resources and merchandise for current judges, please visit [USA Archery's website](https://www.usarchery.org).

For more information on events please call 719-866-3450 or email events@usarchery.org

Appealing a Decision

A judge can be called if the archers on a target cannot agree on the value of an arrow. If a judge is called, the judge's call is final. When an arrow value is recorded wrong, the scorer must record the correct value of the arrow and all archers on the target butt must agree and initial the correction.

If an archer believes that they have been mistreated or a rule has been abused, then the archer can file an appeal. The value of an arrow, once scored and pulled, cannot be protested. A protest must be filed in writing and given to an official. It is best to write down as much as possible regarding the event being protested.

Information should include:

- Specific people involved
- Exactly what happened
- Exactly what is being protested
- Reference to any rule(s) that support the argument of the appeal

The appeal will be given to the designated Jury of Appeals for that tournament. Their decision will be final. The appeal should be filed as soon as possible as it may affect the next part of the event.





Event Etiquette

Coaches should review the following items with both athletes and parents before they travel to a tournament:

- **Mobile Electronic Devices-** Items such as cell phone, tablets, music players and computers are not allowed beyond the waiting line. Archers should secure these items in their bow case or leave them with their coach or parents. Spectators should reduce the volume on their electronic devices or turn them off to avoid disturbing the archers.
- **Photography-** Flash photography is not allowed during tournaments. Photographers may apply for a media credential. Credentialed media are allowed downrange with the approval of a judge. Usually the Director of Shooting (DOS) will invite spectators to go to the targets after the last end is scored.
- **Spotting Scopes -** If the tournament is shot using a single line; the scopes can usually stay on the shooting line. However, if a double line is being used, the scopes may be required to be taken on and off the shooting line after each end, so that other archers can put theirs up. Archers must be courteous and make sure their scope is not interfering with the space of another archer. If archers believe a scope is in their way and they can't settle with the other archer, an official should be called.

USA Archery Dress Code

Please visit USA Archery [website](#) to see Event Rules and Regulations including the Dress Code and the World Archery Rulebook.




Chapter 10: Events

Equipment Inspection

There is generally an equipment inspection before each tournament begins. During this process judges will inspect the archer's equipment to make sure it conforms to World Archery rules. It is still the archer's responsibility to make sure the equipment is legal. If the equipment fails inspection, the archer is provided the opportunity to fix the equipment. If the archer fails to fix the equipment, and it is discovered later by an official, the archer could be disqualified.

For inspection, archers should provide all the arrows they might shoot, their bows, release(s) and finger tab. All archers need to mark their arrows with their name or initials on the shaft, not on the fletching. Arrows are marked so that if more than one archer has the same fletching; the owners can still be identified. The arrows can be numbered if desired. Some archers include extra nocks of a different color in their tackle box, however it is important to remember that ALL arrows shot in an end must be fletched and nocked in the same colors.



Chapter 11: Adapted Archery

Inclusion

People of all ages and physical abilities can participate, succeed, and enjoy archery. Adapting archery to meet the needs of all club members can be achieved by making accommodations to equipment, range layout, or the number of instructors on hand.

Club leaders should welcome archers with disabilities to their program. When running the Achievement Program and shooting for award pins, **it is not required to create special classes or divisions for archers with disabilities**; however, it is important to remember that you can be flexible in regard to distances and equipment at local level tournaments to accommodate beginning archers.

Encouragement

When welcoming an archer with a disability to your club, whether they are a youth or an adult, the most important thing to do is to offer encouragement. Remember to ask the archer what he or she can or cannot do, instead of assuming based off of physical appearance.

Also, refer to the person first, then to his or her disability (for example, archer with a disability, instead of disabled archer or uses a wheelchair, instead of wheelchair bound). Provide positive feedback whenever something goes right, regardless of the level of success and remember: Patience plus persistence equals progress!

If you find you have an archer with a disability who is at the Cadet or Junior level and shows the skill and desire to shoot at a national or international level, have them contact:

National Paralympic Head Coach - Randi Smith at: 801-259-9225 (MT) or rsmith@usarchery.org.



Instruction

Please reference the USA Archery certification and program materials for specific information on instructor to student ratio, fitting archers to adapted equipment, range accommodations and instructional guidance.

Resources

For additional resources related to adapted archery please visit the links below:

- [USA Archery Para Archery](#)
- [American Disabled Archers](#)
- [World Archery Para Archery](#)
- [Wheelchair and Ambulatory Sports USA](#)

Chapter 12: Club Resources

Club Information

- [Equipment Specifications](#)
- [Collegiate Archery Program Equipment Specifications](#)
- [Indoor Adult Archery Program Achievement Award Chart](#)
- [Indoor JOAD Achievement Award Chart](#)
- [Junior Olympic Archery Development Committee](#)
- [Outdoor Adult Archery Program Achievement Award Chart](#)
- [Outdoor JOAD Achievement Award Chart](#)
- [USA Archery Club Administrator Login Page](#)
- [USA Archery Club Application/Renewal Form](#)
- [USA Archery Club Benefits Chart](#)
- [USA Archery Club Insurance Information](#)
- [USA Archery Club Terms and Conditions](#)
- [USA Archery Participant Release of Liability Form](#)
- [USA Archery State Associations](#)
- [USA Archery State Coordinators](#)
- [USA Archery Virtual Tournament Information](#)

Individual Membership Information

- [Join USA Archery](#)
- [USA Archery Individual Membership Benefits Chart](#)
- [USA Archery Individual Membership Form](#)
- [USA Archery Member Login Page](#)

Instructor/Coach Certification Program Information

- [Background Screening](#)
- [SafeSport](#)
- [USA Archery Instructor/Coach Certification Program](#)
- [USA Archery Instructor/Coach Locator](#)

Event Organization Information

- [Additional Event Resources](#)
- [Star FITA Event Information](#)
- [Submit an Event Sanction Application](#)
- [USA Archery Event Calendar](#)
- [USA Archery Event Rules](#)
- [USA Archery Judge Program Information](#)

Athlete Development Information

- [Junior Dream Team](#)
- [Resident Athlete Program](#)
- [United States Archery Team](#)
- [USA Archery Athlete Development Pipeline](#)
- [USAT Selection Document](#)

USA Archery Online Shop

- [USA Archery Online Shop](#)

World Archery

- [World Archery Homepage](#)

Additional Resources

- [Archery Shooters Association \(ASA\)](#)
- [Archery Trade Association \(ATA\)](#)
- [Club Grant Information](#)
- [Community Archery Park Guide](#)
- [Easton Sport Development Foundation](#)
- [Explore Archery Program](#)
- [National Field Archery Association \(NFAA\)](#)
- [USA Archery Forms and Policies](#)
- [USA Archery Governance](#)
- [USA Archery Marketing Brochure](#)



Chapter 12: Club Resources

Acknowledgements

Primary Authors

Mary Emmons, USA Archery Outreach Director
Callie Grieser, USA Archery Collegiate Archery Program Manager

Copy Editor

Delicia Hendrickson

Contributors

Denise Parker, CEO, USA Archery
Sheri Rhodes, National Events Manager, USA Archery
Richard Krueger, Assistant Head Coach, USA Archery
Randi Smith, National Paralympic Head Coach, USA Archery
Teresa Johnson, Archery Trade Association
USA Archery JOAD Committee

Photo Credit

Photo credit: World Archery/Dean Alberga - Page 6
Photo Credit: Jeff Hoag - Pages 5, 9, 31, 38, 63, 65, 68, 69
Photo Credit: Aaron Kiely - Pages 19, 41
Photo Credit: Ed Lucero -Page 42
Photo Credit: Marcy Reese - Pages 7, 40
Photo Credit: Trevor Thornton - Page 20

USA Archery would like to express its gratitude to the people and organizations who contributed to the development of the USA Archery Club Handbook. Many thanks to Noble Communications staff, Dex Ballard and Shelby Klein for layout and design.

© 2016 USA Archery

Contact USA Archery

4065 Sinton Road, Suite 110
Colorado Springs, CO 80907
P: 719-866-4576
F: 719-632-4733
clubs@usarchery.org

